

**Jones, Roger, The Australian National University
McAllister, Ian, University of New South Wales
Gow, David, University of Queensland**

Australian Candidate Study, 1996: File pub

Study Documentation

December 13, 2016

Metadata Production

Metadata Producer(s)	Australian Data Archive (ADA) , The Australian National University
Identification	au.edu.anu.ada.ddi.00944-pub

Table of Contents

Overview	4
Scope & Coverage	4
Producers & Sponsors	4
Sampling	4
Data Collection	4
Accessibility	5
Rights & Disclaimer	5
Files Description	6
au.edu.anu.ada.ddi.00944-pub	6
Variables Group(s)	7
Section A: Political Background	7
Section B: Candidates and Campaigning	7
Section C: Election Issues	7
Section D: Other Political Issues	8
Section E: National Identity	9
Section F: Personal Background	10
B1	10
B6	11
A2	11
A5	11
A6	11
B2	12
B3	12
B4	12
C1	13
C2	13
C5	14
D1	14
D2	14
D5	15
D6	15
D7	16
D10	16
E1	16
E2	17
E7	17
E10	17
E11	17
A1	18
Variables Description	19
au.edu.anu.ada.ddi.00944-pub	20

Australian Candidate Study, 1996: File pub

Overview

Identification	au.edu.anu.ada.ddi.00944-pub
-----------------------	------------------------------

Abstract

The 1996 Australian Candidate Study is the fourth in a series of election studies on federal election candidates. In 1996, candidates from the following parties were surveyed - Labor, Liberal, National, Democrat, and the Greens. The study examined the prominent election issues, including attitudes to particular economic issues, and opinions on which are the most critical problems facing Australia. Opinions on other political issues such as security relations with other countries, assistance for Aborigines and women, and social issues such as abortion and pornography were also sought. A section on national identity includes questions on national pride, the role of the Monarchy, immigration and citizenship. In addition, the survey asked questions relating to the political background, such as electoral history, party political involvement and membership of community organisations. A section on campaigning asked for the amount of time candidates spent on campaign activities and the amount of support received from various sources. ALP candidates were also asked a series of questions on ALP factions. Background variables include age, country of birth, age when left school, number of years of tertiary study, religion, frequency of attending religious services, marital status, House contested and party affiliated with. Some of these variables have been grouped to ensure confidentiality for the candidates.

Kind of Data	survey,
---------------------	---------

Scope & Coverage

Keywords	Attitudes, Culture, Defence, Economic policy, Elections, Environment, International relations, Political parties, Politicians, Politics, Social policy
-----------------	--

Topics	Australian studies, Politics, Election and campaign studies
---------------	---

Time Period(s)	1996
-----------------------	------

Countries	
------------------	--

Universe

'Viable' parliamentary candidates for 2 March 1996 Federal election from the following political parties: Labor, Liberal, National, Democrat and the Greens,

Producers & Sponsors

Primary Investigator(s)	Jones, Roger, The Australian National University McAllister, Ian, University of New South Wales Gow, David, University of Queensland
--------------------------------	--

Other Producer(s)	Australian Data Archive (ADA) , The Australian National University
--------------------------	--

Funding Agency/ies	Australian Research Council (ARC)
---------------------------	-----------------------------------

Sampling

Sampling Procedure

no sampling

Data Collection

Data Collection Dates	1: start 1996-03-20
------------------------------	---------------------

	1: end 1996-06-24
Data Collection Mode	self-completion (mail out, mail back)

Accessibility	
Distributor(s)	Australian Data Archive, 18 Balmain Crescent, Canberra ACT 0200
Depositor(s)	Roger Jones
Confidentiality A copy of the User Undertaking Form must be signed before data may be accessed.	
Citation Requirements All manuscripts based in whole or in part on these data should: (i) identify the data and original investigators by using the recommended bibliographic reference to the data file (ii) acknowledge the Australian Data Archive and, where the data are made available through the Australian Data Archive by another archive, acknowledge that archive; Jones, R., McAllister, I. and Gow, D. Australian Candidate Study, 1996 [computer file]. Canberra: Australian Data Archive, The Australian National University, 1996. (iii) declare that those who carried out the original analysis and collection of the data bear no responsibility for the further analysis or interpretation of them.	

Rights & Disclaimer	
Disclaimer Use of the material is solely at the user's risk. The depositor, The Australian National University and the Australian Data Archive shall not be held responsible for the accuracy and completeness of the material supplied.	
Copyright	Copyright (c)2003, The Australian National University. This publication may be copied in whole or in part by any copying or duplicating process, provided it is not sold except to recover duplicating costs.

Files Description

Dataset contains 1 file(s)

au.edu.anu.ada.ddi.00944-pub	
# Cases	439
# Variable(s)	200

Variables Group(s)

Dataset contains 29 group(s)

Group Section A: Political Background							
Subgroup(s)		A2 , A5 , A6 , A1					
#	Name	Label	Type	Format	Valid	Invalid	Question
1	A2P14	Family run for national office	continuous	numeric-1.0	30	409	A.3. In what year did you join the political party for which you are now a candidate?
2	A3	Year joined political party	continuous	numeric-2.0	433	6	A.4. Have you ever been a member of another political party?
3	A6CP4A	Ever held Federal position	continuous	numeric-1.0	124	315	A.7. Before becoming a candidate for Federal Parliament, about how much time did you usually devote to party activities in an average month?
4	A7	Time devoted to party activities per mth	continuous	numeric-2.0	408	31	A.8. How long have you lived in the electorate for which you stood as a candidate? Senate candidates: please indicate the number of years you have lived in the State.

Group Section B: Candidates and Campaigning							
Subgroup(s)		B2 , B3 , B4					
#	Name	Label	Type	Format	Valid	Invalid	Question
1	B4P9	Hours personally meet locl party officials	continuous	numeric-2.0	375	64	B.5. Approximately how many party workers could you count on to work for your campaign on an average day?
2	B6P6	Party support in workers	continuous	numeric-1.0	406	33	B.7. In politics, people sometimes talk about the 'left' and the 'right'. Where would you place yourself on a scale from 0 to 10, where 0 means the left and 10 means the right?
3	B6P7	Party support in other areas	continuous	numeric-1.0	365	74	B.8. And where would you place the political views of your electorate on this scale?
4	B7	Own left-right position	continuous	numeric-2.0	412	27	B.9. Are you a member of a State ALP faction?
5	B8	Electorate left-right position	continuous	numeric-2.0	415	24	B.10. Which of the national ALP factions would you align yourself with?
6	B9	Member of State ALP faction	continuous	numeric-1.0	107	332	B.11. Have you ever held a formal position, either elected or nominated, within a faction?
7	B10	Align with which national ALP faction	continuous	numeric-1.0	105	334	B.12. In general, do you approve or disapprove of the ALP factional system?

Group Section C: Election Issues							
Subgroup(s)		C1 , C2 , C5					
#	Name	Label	Type	Format	Valid	Invalid	Question

#	Name	Label	Type	Format	Valid	Invalid	Question
1	C2TUPOW	Trade union power	continuous	numeric-1.0	431	8	C.3. If the government had a choice between reducing taxes or spending more on social services, which do you think it should do? <ol style="list-style-type: none"><li value="1">Strongly favour reducing taxes<li value="2">Mildly favour reducing taxes<li value="3">Depends<li value="4">Mildly favour spending more on social services<li value="5">Strongly favour spending more on social services
2	C2BIGPOW	Big business power	continuous	numeric-1.0	433	6	C.4. And if the government had a choice between keeping down inflation or keeping down unemployment, to which do you think it should give highest priority? <ol style="list-style-type: none"><li value="1">Strongly favour keeping down inflation<li value="2">Mildly favour keeping down inflation<li value="3">Depends<li value="4">Mildly favour keeping down unemployment<li value="5">Strongly favour keeping down unemployment
3	C5P6	Fed politician tell truth	continuous	numeric-1.0	433	6	C.6. Do you think that voting at Federal elections should be compulsory, or do you think that people should only have to vote if they want to? <ol style="list-style-type: none"><li value="1">Strongly favour compulsory voting<li value="2">Favour compulsory voting<li value="3">Favour people voting only if they want to<li value="4">Strongly favour people voting only if they want to

Group Section D: Other Political Issues

Subgroup(s)		D1 , D2 , D5 , D6 , D7 , D10					
#	Name	Label	Type	Format	Valid	Invalid	Question
1	D2PREF	Women given preferential treatment	continuous	numeric-1.0	433	6	D.3. Which one of these statements comes closest to how you feel about abortion in Australia? <ol style="list-style-type: none"><li value="1">Women should be able to obtain an abortion readily when they want one<li value="2">Abortion should be allowed only in special circumstances<li value="3">Abortion should not be allowed under any circumstances<li value="4">Don't know
2	D2SUCCES	In Australian society anyone can succeed	continuous	numeric-1.0	432	7	D.4. Do you think that the government should spend more or spend less on defence? <ol style="list-style-type: none"><li value="1">Spend much more on defence<li value="2">Spend some more on defence<li value="3">About right at present<li value="4">Spend less on defence<li value="5">Spend a lot less on defence

#	Name	Label	Type	Format	Valid	Invalid	Question
3	D7P3	Pacific region less safe	continuous	numeric-1.0	425	14	D.8. Which of these statements comes closer to your views:<li value=1>Industry should be prevented from causing damage to the environment, even if this sometimes leads to higher prices<li value=2>OR Industry should keep prices down, even if this sometimes causes damage to the environment<li value=3>Don't know, haven't thought much about it
4	D7P4	Aust would be able to defend itself	continuous	numeric-1.0	424	15	D.9. And which of these statements comes closer to your own views:<li value=1>Governments should do more to protect the environment, even if this sometimes leads to higher taxes for everyone<li value=2>OR Governments should keep taxes low, even if this sometimes means that they do less for the environment<li value=3>Don't know, haven't thought much about it

Group Section E: National Identity

Subgroup(s)		E1 , E2 , E7 , E10 , E11					
#	Name	Label	Type	Format	Valid	Invalid	Question
1	E2HISTORY	Proud of Australian history	continuous	numeric-1.0	427	12	E.3. How important do you feel the Queen and the Royal Family are to Australia?
2	E2FORCES	Proud of Australian forces	continuous	numeric-1.0	418	21	E.4. Do you think that Australia should become a republic with an Australian head of state, or should the Queen be retained as head of state?<li value=1>Strongly favour becoming republic<li value=2>Favour becoming republic<li value=3>Favour retaining the Queen as head of state<li value=4>Strongly favour retaining the Queen as head of state
3	E2SPORT	Proud of Australian sports	continuous	numeric-1.0	425	14	E.5. If Australia becomes a republic with an Australian head of state, should the head of state be elected by the voters or elected by Parliament?<li value=1>Strongly favour election by voters<li value=2>Favour election by voters<li value=3>Favour election by Parliament<li value=4>Strongly favour election by Parliament
4	E2ARTS	Proud of Australian art	continuous	numeric-1.0	425	14	E.6. On the issue of the Australian flag, do you...<li value=1>Strongly favour changing the flag<li value=2>Favour changing the flag<li value=3>Favour retaining the flag<li value=4>Strongly favour retaining the flag
5	E7P1	Immigrants increase crime	continuous	numeric-1.0	424	15	E.8. Do you think the number of immigrants allowed into Australia

#	Name	Label	Type	Format	Valid	Invalid	Question
							nowadays should be reduced or increased?
6	E7P2	Immigrants good for economy	continuous	numeric-1.0	425	14	E.9. How important do you think it is for permanent residents in Australia to take out Australian citizenship?

Group Section F: Personal Background

#	Name	Label	Type	Format	Valid	Invalid	Question
1	E11P1	Rather be Aust citizen than else	continuous	numeric-1.0	424	15	F.1. When were you born?
2	E11P2	Proud of Aust sports performances	continuous	numeric-1.0	424	15	F.2. Where were you born?
3	E11P3	World better if more like Aust	continuous	numeric-1.0	423	16	F.3. How old were you when you left school?
4	E11P4	Aust better than other countries	continuous	numeric-1.0	424	15	F.4. In all, how many years of tertiary study have you completed since you left secondary school? If your tertiary study was part-time, give the number of years of equivalent full-time study.
5	AGEX	Year of birth (derived from F1)	continuous	numeric-1.0	429	10	F.5. What is your religion or faith?
6	F2X	Country of birth (derived from F2)	continuous	numeric-1.0	421	18	F.6. Apart from weddings, funerals and baptisms, about how often do you attend religious services?
7	F3	Age left school	continuous	numeric-2.0	435	4	F.7. What is your current marital status?
8	F4	No. years of tertiary education	continuous	numeric-1.0	432	7	-
9	F5	Religion	continuous	numeric-1.0	435	4	-

Group B1

#	Name	Label	Type	Format	Valid	Invalid	Question
1	A8	Years lived in electorate	continuous	numeric-2.0	418	21	Your spouse
2	CARD2	-	continuous	numeric-1.0	439	0	Other family members
3	B1RUN1	Encouraged by your spouse	continuous	numeric-1.0	347	92	Friends
4	B1RUN2	Encouraged by other family members	continuous	numeric-1.0	418	21	Business associates
5	B1RUN3	Encouraged by friends	continuous	numeric-1.0	421	18	Women's groups
6	B1RUN4	Encouraged by business associates	continuous	numeric-1.0	345	94	Community groups
7	B1RUN5	Encouraged by womens groups	continuous	numeric-1.0	283	156	Your employer
8	B1RUN6	Encouraged by community groups	continuous	numeric-1.0	341	98	Business groups
9	B1RUN7	Encouraged by your employer	continuous	numeric-1.0	257	182	Trade unions or staff associations
10	B1RUN8	Encouraged by business groups	continuous	numeric-1.0	267	172	Local party activists

#	Name	Label	Type	Format	Valid	Invalid	Question
11	B1RUN9	Encouraged by trade unions,staff assoc.	continuous	numeric-1.0	260	179	Issue groups

Group B6

#	Name	Label	Type	Format	Valid	Invalid	Question
1	B4P10	Hours personally other campaign activites	continuous	numeric-2.0	324	115	Leaflets, handouts
2	B5	Average daily number of campaign workers	continuous	numeric-2.0	389	50	Funds
3	B6P1	Party support in leaflets	continuous	numeric-1.0	417	22	General organisation
4	B6P2	Party support in funds	continuous	numeric-1.0	411	28	Visits by your party leader
5	B6P3	Party support in organisation	continuous	numeric-1.0	415	24	Visits by other well known politicians
6	B6P4	Party support in visits by leader	continuous	numeric-1.0	401	38	Workers from federal/state office
7	B6P5	Party support in visits by politicians	continuous	numeric-1.0	406	33	Other support

Group A2

#	Name	Label	Type	Format	Valid	Invalid	Question
1	A1P5	Never been a candidate	continuous	numeric-1.0	243	196	No
2	A2P11	No family run for office	continuous	numeric-1.0	332	107	Family have run for local office
3	A2P12	Family run for local office	continuous	numeric-1.0	68	371	Family have run for state office
4	A2P13	Family run for State office	continuous	numeric-1.0	45	394	Family have run for national office

Group A5

#	Name	Label	Type	Format	Valid	Invalid	Question
1	A4	Ever been a member of another party	continuous	numeric-1.0	438	1	Community service organisation
2	A5ORG1	Community service organisations	continuous	numeric-1.0	345	94	Business association
3	A5ORG2	Business association	continuous	numeric-1.0	231	208	Professional association
4	A5ORG3	Professional association	continuous	numeric-1.0	248	191	Trade union or staff association
5	A5ORG4	Trade union or staff association	continuous	numeric-1.0	260	179	Religious organisation
6	A5ORG5	Religious organisation	continuous	numeric-1.0	209	230	Women's organisation
7	A5ORG6	Womens organisation	continuous	numeric-1.0	195	244	Environmental group
8	A5ORG7	Environmental group	continuous	numeric-1.0	279	160	Sports club
9	A5ORG8	Sports club	continuous	numeric-1.0	267	172	Hospital board
10	A5ORG9	Hospital board	continuous	numeric-1.0	166	273	School board/PTA
11	A5ORG10	School board PTA	continuous	numeric-1.0	230	209	Ethnic group organisation

Group A6

#	Name	Label	Type	Format	Valid	Invalid	Question
1	A5ORG11	Ethnic group organisation	continuous	numeric-1.0	171	268	A.6. a. Before becoming a candidate for Federal Parliament, were you ever employed in a State or Federal MP's or minister's office?
2	A6A	Ever employed in MPs office	continuous	numeric-1.0	439	0	b. Were you ever employed as a State or Federal party official?
3	A6B	Ever employed as party official	continuous	numeric-1.0	435	4	c. Did you ever hold any elected position within the party organisation?
4	A6C	Ever hold any elected party position	continuous	numeric-1.0	436	3	Have you held a position as delegate to party conference?
5	A6CP1A	Ever a delegate to party conference	continuous	numeric-1.0	225	214	Have you held a local branch/electorate position?
6	A6CP2A	Ever held local branch or electorate position	continuous	numeric-1.0	261	178	Have you held a state/territory party position
7	A6CP3A	Ever held State or Territory position	continuous	numeric-1.0	170	269	Have you held a federal party position?

Group B2

#	Name	Label	Type	Format	Valid	Invalid	Question
1	B1RUN10	Encouraged by local party activists	continuous	numeric-1.0	397	42	Finding volunteers
2	B1RUN11	Encouraged by issue groups	continuous	numeric-1.0	330	109	Raising money
3	B2CAMP1	Finding volunteers	continuous	numeric-1.0	426	13	Gaining name recognition
4	B2CAMP2	Raising money	continuous	numeric-1.0	417	22	Finding a campaign manager
5	B2CAMP3	Gaining name recognition	continuous	numeric-1.0	418	21	Having enough time
6	B2CAMP4	Finding a campaign manager	continuous	numeric-1.0	409	30	Organising a campaign strategy
7	B2CAMP5	Having enough time	continuous	numeric-1.0	426	13	Gaining group support
8	B2CAMP6	Organising a campaign strategy	continuous	numeric-1.0	422	17	Gaining party support
9	B2CAMP7	Gaining group support	continuous	numeric-1.0	417	22	Getting good media coverage

Group B3

#	Name	Label	Type	Format	Valid	Invalid	Question
1	B2CAMP8	Gaining party support	continuous	numeric-1.0	427	12	B.3. How long before the election did you begin.... to organise your campaign?
2	B2CAMP9	Getting good media coverage	continuous	numeric-1.0	426	13	B.3. How long before the election did you begin... to campaign fulltime?

Group B4

#	Name	Label	Type	Format	Valid	Invalid	Question
1	B3ORG	When began to organise campaign	continuous	numeric-1.0	420	19	Doorknocking, canvassing
2	B3FULL	When began campaigning for Election	continuous	numeric-1.0	356	83	Organising direct mailing
3	B4P1	Hours personally doorknocking	continuous	numeric-2.0	344	95	Speaking on the telephone

#	Name	Label	Type	Format	Valid	Invalid	Question
4	B4P2	Hours personally organising direct mail	continuous	numeric-2.0	335	104	Radio and television interviews
5	B4P3	Hours personally speaking on phone	continuous	numeric-2.0	380	59	Suburban and local newspaper interviews
6	B4P4	Hours personally radio,TV interviews	continuous	numeric-2.0	355	84	National newspaper interviews
7	B4P5	Hours personally local paper interviews	continuous	numeric-2.0	370	69	Fund raising
8	B4P6	Hours personally national paper interviews	continuous	numeric-2.0	316	123	Meetings, discussions with national party officials
9	B4P7	Hours personally fund raising	continuous	numeric-2.0	341	98	Meetings, discussions with local party members
10	B4P8	Hours personally meet nat party officials	continuous	numeric-2.0	353	86	Other campaign activities

Group C1

#	Name	Label	Type	Format	Valid	Invalid	Question
1	B11	Ever held formal, elected faction position	continuous	numeric-1.0	107	332	Taxation
2	B12	Approve of ALP factional system	continuous	numeric-1.0	106	333	Immigration
3	CARD3	-	continuous	numeric-1.0	439	0	Education
4	C1TAX	Important problem taxation	continuous	numeric-1.0	152	287	The environment
5	C1IMMIG	Important problem immigration	continuous	numeric-1.0	66	373	Industrial relations
6	C1EDUC	Important problem education	continuous	numeric-1.0	207	232	Health and Medicare
7	C1ENVIR	Important problem environment	continuous	numeric-1.0	300	139	Links with Asia
8	C1INDREL	Important problem industrial relations	continuous	numeric-1.0	212	227	Defence
9	C1HEALTH	Important problem health and Medicare	continuous	numeric-1.0	261	178	Interest rates
10	C1ASIA	Important problem links with Asia	continuous	numeric-1.0	58	381	Unemployment
11	C1DEF	Important problem defence	continuous	numeric-1.0	48	391	Privatisation
12	C1INTRAT	Important problem interest rates	continuous	numeric-1.0	89	350	Inflation
13	C1UNEMP	Important problem unemployment	continuous	numeric-1.0	381	58	State/Territory issues

Group C2

#	Name	Label	Type	Format	Valid	Invalid	Question
1	C1PRIV	Important problem privatisation	continuous	numeric-1.0	152	287	High income tax makes people less willing to work hard
2	C1INFLAT	Important problem inflation	continuous	numeric-1.0	58	381	More money should be spent on reducing poverty

#	Name	Label	Type	Format	Valid	Invalid	Question
3	C1STATER	Important problem state territory issues	continuous	numeric-1.0	58	381	There should be stricter laws to regulate the activities of trade unions
4	C2TAX	High tax makes less willing to work	continuous	numeric-1.0	431	8	The trade unions in this country have too much power
5	C2REDPOV	More money spent on reducing poverty	continuous	numeric-1.0	429	10	Big business in this country has too much power
6	C2STRICT	Stricter regulation of trade unions	continuous	numeric-1.0	431	8	Income and wealth should be redistributed towards ordinary working people

Group C5

#	Name	Label	Type	Format	Valid	Invalid	Question
1	C2EQUAL	Income & wealth should be redistributed	continuous	numeric-1.0	430	9	...act honestly at all times
2	C3	Taxes v. social services	continuous	numeric-1.0	433	6	...always put the public interest ahead of their personal interests
3	C4	Inflation v. unemployment	continuous	numeric-1.0	429	10	...always behave in a dignified manner
4	C5P1	Fed politician act honestly	continuous	numeric-1.0	436	3	...refuse to accept gifts of any kind
5	C5P2	Fed politician act for public interest	continuous	numeric-1.0	435	4	...not favour special interests
6	C5P3	Fed politician be dignified	continuous	numeric-1.0	433	6	...always tell the truth to the public
7	C5P4	Fed politician refuse gifts	continuous	numeric-1.0	433	6	...use public resources economically
8	C5P5	Fed politician no special interests	continuous	numeric-1.0	428	11	...respect the dignity and privacy of members of the public

Group D1

#	Name	Label	Type	Format	Valid	Invalid	Question
1	C5P7	Fed politician use resources well	continuous	numeric-1.0	436	3	Equal opportunities for migrants
2	C5P8	Fed politician respect public	continuous	numeric-1.0	432	7	The right to show nudity and sex in films and magazines
3	C6	Compulsory voting	continuous	numeric-1.0	435	4	Aboriginal land rights
4	D1MIGEO	Equal opportunities for migrants	continuous	numeric-1.0	427	12	Equal opportunities for women
5	D1NUDSEX	Nudity & sex in films & magazines	continuous	numeric-1.0	427	12	The number of migrants allowed into Australia at the present time
6	D1ABLAND	Aboriginal land rights	continuous	numeric-1.0	430	9	Government help for Aborigines
7	D1EQUOP	Equal opportunities for women	continuous	numeric-1.0	431	8	Building closer relations with Asia

Group D2

#	Name	Label	Type	Format	Valid	Invalid	Question
1	D1IMMIG	No. of migrants allowed into Australia	continuous	numeric-1.0	428	11	The death penalty should be reintroduced for murder
2	D1ABOR	Government help for aborigines	continuous	numeric-1.0	425	14	The smoking of marijuana should NOT be a criminal offence

#	Name	Label	Type	Format	Valid	Invalid	Question
3	D1ASIA	Building closer relations with Asia	continuous	numeric-1.0	426	13	Government policies should, above all, be based on rational economic calculation
4	D2DEATHP	Death penalty reintroduced for murder	continuous	numeric-1.0	433	6	People who break the law should be given stiffer sentences
5	D2MARIJ	Marijuana not be criminal	continuous	numeric-1.0	433	6	Women should be given preferential treatment when applying for jobs and promotions
6	D2RATION	Policies based on rational calculation	continuous	numeric-1.0	427	12	In Australian society, anyone who is prepared to make the effort can succeed
7	D2LAWBRK	Stiffer sentences if break law	continuous	numeric-1.0	425	14	The government should increase opportunities for women in business and industry

Group D5

#	Name	Label	Type	Format	Valid	Invalid	Question
1	D2OPP	Increase opportunities for women	continuous	numeric-1.0	431	8	1. Japan
2	D3	Abortion	continuous	numeric-1.0	430	9	2. United States
3	D4	Spend more or less on defence	continuous	numeric-1.0	433	6	3. China
4	D5JAPAN	Japan threat to Aust. security	continuous	numeric-1.0	390	49	4. Papua New Guinea
5	D5US	United States threat to Aust. security	continuous	numeric-1.0	391	48	5. Vietnam
6	D5CHINA	China threat to Aust. security	continuous	numeric-1.0	406	33	6. Malaysia
7	D5PNG	Papua New Guinea threat to Aust. security	continuous	numeric-1.0	389	50	7. Singapore
8	D5VIETN	Vietnam threat to Aust. security	continuous	numeric-1.0	385	54	8. Indonesia
9	D5MALAY	Malaysia threat to Aust. security	continuous	numeric-1.0	386	53	9. New Zealand
10	D5SINGAP	Singapore threat to Aust. security	continuous	numeric-1.0	385	54	10. India

Group D6

#	Name	Label	Type	Format	Valid	Invalid	Question
1	D5INDON	Indonesia threat to Aust. security	continuous	numeric-1.0	412	27	1. Japan
2	D5NZ	New Zealand threat to Aust. security	continuous	numeric-1.0	386	53	2. United States
3	D5INDIA	India threat to Aust. security	continuous	numeric-1.0	391	48	3. China
4	D6JAPAN	Japan important defence relations	continuous	numeric-1.0	411	28	4. Papua New Guinea
5	D6US	United States important defence relations	continuous	numeric-1.0	421	18	5. Vietnam
6	D6CHINA	China important defence relations	continuous	numeric-1.0	402	37	6. Malaysia

#	Name	Label	Type	Format	Valid	Invalid	Question
7	D6PNG	Papua New Guinea important defence relations	continuous	numeric-1.0	412	27	7. Singapore
8	D6VIETN	Vietnam important defence relations	continuous	numeric-1.0	401	38	8. Indonesia
9	D6MALAY	Malaysia important defence relations	continuous	numeric-1.0	408	31	9. New Zealand
10	D6SINGAP	Singapore important defence relations	continuous	numeric-1.0	409	30	10. India

Group D7

#	Name	Label	Type	Format	Valid	Invalid	Question
1	D6INDON	Indonesia important defence relations	continuous	numeric-1.0	411	28	Australia's defence is stronger now than it was 10 years ago
2	D6NZ	New Zealand important defence relations	continuous	numeric-1.0	418	21	The security agreement between Australia and Indonesia means that we can trust Indonesia never to be a military threat
3	D6INDIA	India important defence relations	continuous	numeric-1.0	401	38	The end of the Cold War has made the Asia-Pacific region less safe
4	D7P1	Aust defence stronger than 10 yrs ago	continuous	numeric-1.0	425	14	Australia would be able to defend itself successfully if it were ever attacked
5	D7P2	Security agreement between Aust and Indon	continuous	numeric-1.0	426	13	Australia should concentrate on defence co-operation with our Asian neighbours rather than with the United States

Group D10

#	Name	Label	Type	Format	Valid	Invalid	Question
1	D7P5	Should organise defence with Asia	continuous	numeric-1.0	423	16	If you had to choose among these four aims, which would be your first choice? PUT THE NUMBER OF THE STATEMENT IN THE APPROPRIATE BOX.
2	D8	Views on prices and the environment	continuous	numeric-1.0	425	14	And which would be your second choice? PUT THE NUMBER OF THE STATEMENT IN THE APPROPRIATE BOX.

Group E1

#	Name	Label	Type	Format	Valid	Invalid	Question
1	D9	Views on taxes and the environment	continuous	numeric-1.0	424	15	Being born in Australia
2	D10AIMS1	Aims of Australia - first choice	continuous	numeric-1.0	423	16	Having Australian citizenship
3	D10AIMS2	Aims of Australia - second choice	continuous	numeric-1.0	419	20	Living in Australia most of one's life
4	CARD4	-	continuous	numeric-1.0	439	0	Being able to speak English
5	E1BNAUST	Truly Australian be born in Aust	continuous	numeric-1.0	428	11	Being Christian

#	Name	Label	Type	Format	Valid	Invalid	Question
6	E1AUSCIT	Truly Australian be citizen	continuous	numeric-1.0	430	9	Respecting Australia's political institutions and laws
7	E1LIVAUS	Truly Australian live in Aust	continuous	numeric-1.0	429	10	Feeling Australian

Group E2

#	Name	Label	Type	Format	Valid	Invalid	Question
1	E1SPKENG	Truly Australian speak English	continuous	numeric-1.0	432	7	The way democracy works
2	E1CHRIST	Truly Australian be Christian	continuous	numeric-1.0	427	12	Its political influence in the world
3	E1AUSLAW	Truly Australian respect law	continuous	numeric-1.0	431	8	Australia's economic achievements
4	E1FEELAU	Truly Australian feel Aust	continuous	numeric-1.0	430	9	Its social security system
5	E2DEMOC	Proud of Australian democracy	continuous	numeric-1.0	428	11	Its scientific and technological achievements
6	E2POLINF	Proud of Australian influence	continuous	numeric-1.0	423	16	Its history
7	E2ECONOM	Proud of Australian economics	continuous	numeric-1.0	422	17	Australia's armed forces
8	E2SOCSEC	Proud of Australian security	continuous	numeric-1.0	430	9	Its achievements in sports
9	E2SCIENC	Proud of Australian science	continuous	numeric-1.0	428	11	Its achievements in the arts and literature

Group E7

#	Name	Label	Type	Format	Valid	Invalid	Question
1	E3	Importance of Queen	continuous	numeric-1.0	433	6	Immigrants increase the crime rate
2	E4	Australia a republic	continuous	numeric-1.0	417	22	Immigrants are generally good for Australia's economy
3	E5	Head of republic from voters	continuous	numeric-1.0	415	24	Immigrants take jobs away from people who are born in Australia
4	E6	Change or retain Aust flag	continuous	numeric-1.0	424	15	Immigrants make Australia more open to new ideas and cultures

Group E10

#	Name	Label	Type	Format	Valid	Invalid	Question
1	E7P3	Immigrants take jobs from Aust	continuous	numeric-1.0	423	16	Australia should limit the import of foreign products in order to protect its national economy
2	E7P4	Immigrants make Aust more open	continuous	numeric-1.0	426	13	Australian schools should make much more effort to teach foreign languages properly
3	E8	Number of immigrants should change	continuous	numeric-1.0	424	15	Australia should follow its own interests even if this leads to conflict with other nations
4	E9	Permanent residents be citizens	continuous	numeric-1.0	425	14	Foreigners should not be allowed to buy land in Australia

Group E11

#	Name	Label	Type	Format	Valid	Invalid	Question
1	E10P1	Limit imports	continuous	numeric-1.0	422	17	I would rather be a citizen of Australia than of any other country in the world
2	E10P2	Schools teach foreign languages	continuous	numeric-1.0	424	15	When Australia does well in international sports it makes me proud to be Australian
3	E10P3	Aust follow own interests regardless	continuous	numeric-1.0	416	23	The world would be a better place if people from other countries were more like Australians
4	E10P4	Foreigners shouldnt buy land	continuous	numeric-1.0	423	16	Generally speaking, Australia is a much better country than most other countries

Group A1

#	Name	Label	Type	Format	Valid	Invalid	Question
1	CARD1	-	continuous	numeric-1.0	439	0	Candidate for local council
2	A1P1	Ever candidate for Local Council	continuous	numeric-1.0	96	343	Elected to local council
3	A1P2	Ever elected to Local Council	continuous	numeric-1.0	63	376	Candidate for state/territory parliament
4	A1P3	Ever candidate for State/Terr Pment	continuous	numeric-1.0	123	316	Elected to state/territory parliament
5	A1P4	Ever elected to State or Territory Pment	continuous	numeric-1.0	25	414	Never been a candidate

Variables Description

Dataset contains 200 variable(s)

File : au.edu.anu.ada.ddi.00944-pub**# CASEID: Case identification number**

Information	[Type= continuous] [Format=numeric] [Range= 4-9999] [Missing=*]
Statistics [NW/ W]	[Valid=439 /-] [Invalid=0 /-] [Mean=358.982 /-] [StdDev=499.91 /-]
Security	Public

CARD1

Information	[Type= continuous] [Format=numeric] [Range= 1-1] [Missing=*]
Statistics [NW/ W]	[Valid=439 /-] [Invalid=0 /-] [Mean=1 /-] [StdDev=0 /-]
Pre-question	A.1. Have you ever been a candidate for a local council or State/Territory Parliament? (Circle as many as apply).
Literal question	Candidate for local council
Security	Public

A1P1: Ever candidate for Local Council

Information	[Type= continuous] [Format=numeric] [Range= 1-1] [Missing=*]
Statistics [NW/ W]	[Valid=96 /-] [Invalid=343 /-] [Mean=1 /-] [StdDev=0 /-]
Pre-question	A.1. Have you ever been a candidate for a local council or State/Territory Parliament? (Circle as many as apply).
Literal question	Elected to local council
Security	Public

A1P2: Ever elected to Local Council

Information	[Type= continuous] [Format=numeric] [Range= 2-2] [Missing=*]
Statistics [NW/ W]	[Valid=63 /-] [Invalid=376 /-] [Mean=2 /-] [StdDev=0 /-]
Pre-question	A.1. Have you ever been a candidate for a local council or State/Territory Parliament? (Circle as many as apply).
Literal question	Candidate for state/territory parliament
Security	Public

A1P3: Ever candidate for State/Terr Pment

Information	[Type= continuous] [Format=numeric] [Range= 3-3] [Missing=*]
Statistics [NW/ W]	[Valid=123 /-] [Invalid=316 /-] [Mean=3 /-] [StdDev=0 /-]
Pre-question	A.1. Have you ever been a candidate for a local council or State/Territory Parliament? (Circle as many as apply).
Literal question	Elected to state/territory parliament
Security	Public

A1P4: Ever elected to State or Territory Pment

Information	[Type= continuous] [Format=numeric] [Range= 4-4] [Missing=*]
Statistics [NW/ W]	[Valid=25 /-] [Invalid=414 /-] [Mean=4 /-] [StdDev=0 /-]
Pre-question	A.1. Have you ever been a candidate for a local council or State/Territory Parliament? (Circle as many as apply).
Literal question	Never been a candidate
Security	Public

A1P5: Never been a candidate

Information	[Type= continuous] [Format=numeric] [Range= 5-5] [Missing=*]
Statistics [NW/ W]	[Valid=243 /-] [Invalid=196 /-] [Mean=5 /-] [StdDev=0 /-]
Pre-question	A.2. Has anyone in your immediate family run for public office? (Circle as many as apply).

File : au.edu.anu.ada.ddi.00944-pub**# A1P5: Never been a candidate**

Literal question	No
Security	Public

A2P11: No family run for office

Information	[Type= continuous] [Format=numeric] [Range= 1-1] [Missing=*]
Statistics [NW/ W]	[Valid=332 /-] [Invalid=107 /-] [Mean=1 /-] [StdDev=0 /-]
Pre-question	A.2. Has anyone in your immediate family run for public office? (Circle as many as apply).
Literal question	Family have run for local office
Security	Public

A2P12: Family run for local office

Information	[Type= continuous] [Format=numeric] [Range= 2-2] [Missing=*]
Statistics [NW/ W]	[Valid=68 /-] [Invalid=371 /-] [Mean=2 /-] [StdDev=0 /-]
Pre-question	A.2. Has anyone in your immediate family run for public office? (Circle as many as apply).
Literal question	Family have run for state office
Security	Public

A2P13: Family run for State office

Information	[Type= continuous] [Format=numeric] [Range= 3-3] [Missing=*]
Statistics [NW/ W]	[Valid=45 /-] [Invalid=394 /-] [Mean=3 /-] [StdDev=0 /-]
Pre-question	A.2. Has anyone in your immediate family run for public office? (Circle as many as apply).
Literal question	Family have run for national office
Security	Public

A2P14: Family run for national office

Information	[Type= continuous] [Format=numeric] [Range= 4-4] [Missing=*]
Statistics [NW/ W]	[Valid=30 /-] [Invalid=409 /-] [Mean=4 /-] [StdDev=0 /-]
Literal question	A.3. In what year did you join the political party for which you are now a candidate?
Security	Public

A3: Year joined political party

Information	[Type= continuous] [Format=numeric] [Range= 50-96] [Missing=*]
Statistics [NW/ W]	[Valid=433 /-] [Invalid=6 /-] [Mean=86.259 /-] [StdDev=9.744 /-]
Literal question	A.4. Have you ever been a member of another political party?
Security	Public

A4: Ever been a member of another party

Information	[Type= continuous] [Format=numeric] [Range= 1-6] [Missing=*]
Statistics [NW/ W]	[Valid=438 /-] [Invalid=1 /-]
Pre-question	A.5. Have you ever been active in any of the following voluntary or community organisations?
Literal question	Community service organisation
Security	Public

File : au.edu.anu.ada.ddi.00944-pub

A4: Ever been a member of another party

Value	Label	Cases	Percentage
1	No	353	80.6%
2	Yes, Liberal Party	15	3.4%
3	Yes, ALP	34	7.8%
4	Yes, National Party	7	1.6%
5	Yes, Australian Democrats	11	2.5%
6	Yes, other party	18	4.1%

Warning: these figures indicate the number of cases found in the data file. They cannot be interpreted as summary statistics of the population of interest.

A5ORG1: Community service organisations

Information	[Type= continuous] [Format=numeric] [Range= 1-3] [Missing=*]
Statistics [NW/ W]	[Valid=345 /-] [Invalid=94 /-]
Pre-question	A.5. Have you ever been active in any of the following voluntary or community organisations?
Literal question	Business association
Security	Public

Value	Label	Cases	Percentage
1	Very active	181	52.5%
2	Somewhat active	118	34.2%
3	Not active	46	13.3%

Warning: these figures indicate the number of cases found in the data file. They cannot be interpreted as summary statistics of the population of interest.

A5ORG2: Business association

Information	[Type= continuous] [Format=numeric] [Range= 1-3] [Missing=*]
Statistics [NW/ W]	[Valid=231 /-] [Invalid=208 /-]
Pre-question	A.5. Have you ever been active in any of the following voluntary or community organisations?
Literal question	Professional association
Security	Public

Value	Label	Cases	Percentage
1	Very active	50	21.6%
2	Somewhat active	68	29.4%
3	Not active	113	48.9%

Warning: these figures indicate the number of cases found in the data file. They cannot be interpreted as summary statistics of the population of interest.

A5ORG3: Professional association

Information	[Type= continuous] [Format=numeric] [Range= 1-3] [Missing=*]
Statistics [NW/ W]	[Valid=248 /-] [Invalid=191 /-]
Pre-question	A.5. Have you ever been active in any of the following voluntary or community organisations?
Literal question	Trade union or staff association
Security	Public

Value	Label	Cases	Percentage
1	Very active	71	28.6%
2	Somewhat active	98	39.5%

File : au.edu.anu.ada.ddi.00944-pub

A5ORG3: Professional association

Value	Label	Cases	Percentage
3	Not active	79	31.9%

Warning: these figures indicate the number of cases found in the data file. They cannot be interpreted as summary statistics of the population of interest.

A5ORG4: Trade union or staff association

Information	[Type= continuous] [Format=numeric] [Range= 1-3] [Missing=*]
Statistics [NW/ W]	[Valid=260 /-] [Invalid=179 /-]
Pre-question	A.5. Have you ever been active in any of the following voluntary or community organisations?
Literal question	Religious organisation
Security	Public

Value	Label	Cases	Percentage
1	Very active	85	32.7%
2	Somewhat active	83	31.9%
3	Not active	92	35.4%

Warning: these figures indicate the number of cases found in the data file. They cannot be interpreted as summary statistics of the population of interest.

A5ORG5: Religious organisation

Information	[Type= continuous] [Format=numeric] [Range= 1-3] [Missing=*]
Statistics [NW/ W]	[Valid=209 /-] [Invalid=230 /-]
Pre-question	A.5. Have you ever been active in any of the following voluntary or community organisations?
Literal question	Women's organisation
Security	Public

Value	Label	Cases	Percentage
1	Very active	62	29.7%
2	Somewhat active	55	26.3%
3	Not active	92	44.0%

Warning: these figures indicate the number of cases found in the data file. They cannot be interpreted as summary statistics of the population of interest.

A5ORG6: Womens organisation

Information	[Type= continuous] [Format=numeric] [Range= 1-3] [Missing=*]
Statistics [NW/ W]	[Valid=195 /-] [Invalid=244 /-]
Pre-question	A.5. Have you ever been active in any of the following voluntary or community organisations?
Literal question	Environmental group
Security	Public

Value	Label	Cases	Percentage
1	Very active	47	24.1%
2	Somewhat active	33	16.9%
3	Not active	115	59.0%

Warning: these figures indicate the number of cases found in the data file. They cannot be interpreted as summary statistics of the population of interest.

A5ORG7: Environmental group

Information	[Type= continuous] [Format=numeric] [Range= 1-3] [Missing=*]
Statistics [NW/ W]	[Valid=279 /-] [Invalid=160 /-]

File : au.edu.anu.ada.ddi.00944-pub

A5ORG7: Environmental group

Pre-question	A.5. Have you ever been active in any of the following voluntary or community organisations?
Literal question	Sports club
Security	Public

Value	Label	Cases	Percentage
1	Very active	111	39.8%
2	Somewhat active	92	33.0%
3	Not active	76	27.2%

Warning: these figures indicate the number of cases found in the data file. They cannot be interpreted as summary statistics of the population of interest.

A5ORG8: Sports club

Information	[Type= continuous] [Format=numeric] [Range= 1-3] [Missing=*]
Statistics [NW/ W]	[Valid=267 /-] [Invalid=172 /-]
Pre-question	A.5. Have you ever been active in any of the following voluntary or community organisations?
Literal question	Hospital board
Security	Public

Value	Label	Cases	Percentage
1	Very active	121	45.3%
2	Somewhat active	82	30.7%
3	Not active	64	24.0%

Warning: these figures indicate the number of cases found in the data file. They cannot be interpreted as summary statistics of the population of interest.

A5ORG9: Hospital board

Information	[Type= continuous] [Format=numeric] [Range= 1-3] [Missing=*]
Statistics [NW/ W]	[Valid=166 /-] [Invalid=273 /-]
Pre-question	A.5. Have you ever been active in any of the following voluntary or community organisations?
Literal question	School board/PTA
Security	Public

Value	Label	Cases	Percentage
1	Very active	19	11.4%
2	Somewhat active	17	10.2%
3	Not active	130	78.3%

Warning: these figures indicate the number of cases found in the data file. They cannot be interpreted as summary statistics of the population of interest.

A5ORG10: School board PTA

Information	[Type= continuous] [Format=numeric] [Range= 1-3] [Missing=*]
Statistics [NW/ W]	[Valid=230 /-] [Invalid=209 /-]
Pre-question	A.5. Have you ever been active in any of the following voluntary or community organisations?
Literal question	Ethnic group organisation
Security	Public

Value	Label	Cases	Percentage
1	Very active	77	33.5%
2	Somewhat active	53	23.0%

File : au.edu.anu.ada.ddi.00944-pub

A5ORG10: School board PTA

Value	Label	Cases	Percentage
3	Not active	100	43.5%

Warning: these figures indicate the number of cases found in the data file. They cannot be interpreted as summary statistics of the population of interest.

A5ORG11: Ethnic group organisation

Information	[Type= continuous] [Format=numeric] [Range= 1-3] [Missing=*]
Statistics [NW/ W]	[Valid=171 /-] [Invalid=268 /-]
Literal question	A.6. a. Before becoming a candidate for Federal Parliament, were you ever employed in a State or Federal MP's or minister's office?
Security	Public

Value	Label	Cases	Percentage
1	Very active	23	13.5%
2	Somewhat active	20	11.7%
3	Not active	128	74.9%

Warning: these figures indicate the number of cases found in the data file. They cannot be interpreted as summary statistics of the population of interest.

A6A: Ever employed in MPs office

Information	[Type= continuous] [Format=numeric] [Range= 1-2] [Missing=*]
Statistics [NW/ W]	[Valid=439 /-] [Invalid=0 /-]
Literal question	b. Were you ever employed as a State or Federal party official?
Security	Public

Value	Label	Cases	Percentage
1	Yes	61	13.9%
2	No	378	86.1%

Warning: these figures indicate the number of cases found in the data file. They cannot be interpreted as summary statistics of the population of interest.

A6B: Ever employed as party official

Information	[Type= continuous] [Format=numeric] [Range= 1-2] [Missing=*]
Statistics [NW/ W]	[Valid=435 /-] [Invalid=4 /-]
Literal question	c. Did you ever hold any elected position within the party organisation?
Security	Public

Value	Label	Cases	Percentage
1	Yes	22	5.1%
2	No	413	94.9%

Warning: these figures indicate the number of cases found in the data file. They cannot be interpreted as summary statistics of the population of interest.

A6C: Ever hold any elected party position

Information	[Type= continuous] [Format=numeric] [Range= 1-2] [Missing=*]
Statistics [NW/ W]	[Valid=436 /-] [Invalid=3 /-]
Pre-question	A.6. a. Before becoming a candidate for Federal Parliament, were you ever employed in a State or Federal MP's or minister's office? b. Were you ever employed as a State or Federal party official? c. Did you ever hold any elected position within the party organisation? If YES to a, b or c:
Literal question	Have you held a position as delegate to party conference?
Security	Public

File : au.edu.anu.ada.ddi.00944-pub

A6C: Ever hold any elected party position

Value	Label	Cases	Percentage
1	Yes	280	64.2%
2	No	156	35.8%

Warning: these figures indicate the number of cases found in the data file. They cannot be interpreted as summary statistics of the population of interest.

A6CP1A: Ever a delegate to party conference

Information	[Type= continuous] [Format=numeric] [Range= 1-2] [Missing=*]
Statistics [NW/ W]	[Valid=225 /-] [Invalid=214 /-]
Pre-question	A.6. a. Before becoming a candidate for Federal Parliament, were you ever employed in a State or Federal MP's or minister's office? b. Were you ever employed as a State or Federal party official? c. Did you ever hold any elected position within the party organisation? If YES to a, b or c:
Literal question	Have you held a local branch/electorate position?
Security	Public

Value	Label	Cases	Percentage
1	Yes	207	92.0%
2	No	18	8.0%

Warning: these figures indicate the number of cases found in the data file. They cannot be interpreted as summary statistics of the population of interest.

A6CP2A: Ever held local branch or electorate position

Information	[Type= continuous] [Format=numeric] [Range= 1-2] [Missing=*]
Statistics [NW/ W]	[Valid=261 /-] [Invalid=178 /-]
Pre-question	A.6. a. Before becoming a candidate for Federal Parliament, were you ever employed in a State or Federal MP's or minister's office? b. Were you ever employed as a State or Federal party official? c. Did you ever hold any elected position within the party organisation? If YES to a, b or c:
Literal question	Have you held a state/territory party position
Security	Public

Value	Label	Cases	Percentage
1	Yes	254	97.3%
2	No	7	2.7%

Warning: these figures indicate the number of cases found in the data file. They cannot be interpreted as summary statistics of the population of interest.

A6CP3A: Ever held State or Territory position

Information	[Type= continuous] [Format=numeric] [Range= 1-2] [Missing=*]
Statistics [NW/ W]	[Valid=170 /-] [Invalid=269 /-]
Pre-question	A.6. a. Before becoming a candidate for Federal Parliament, were you ever employed in a State or Federal MP's or minister's office? b. Were you ever employed as a State or Federal party official? c. Did you ever hold any elected position within the party organisation? If YES to a, b or c:
Literal question	Have you held a federal party position?
Security	Public

Value	Label	Cases	Percentage
1	Yes	115	67.6%
2	No	55	32.4%

Warning: these figures indicate the number of cases found in the data file. They cannot be interpreted as summary statistics of the population of interest.

File : au.edu.anu.ada.ddi.00944-pub

A6CP4A: Ever held Federal position

Information	[Type= continuous] [Format=numeric] [Range= 1-2] [Missing=*]
Statistics [NW/ W]	[Valid=124 /-] [Invalid=315 /-]
Literal question	A.7. Before becoming a candidate for Federal Parliament, about how much time did you usually devote to party activities in an average month?
Security	Public

Value	Label	Cases	Percentage
1	Yes	43	34.7%
2	No	81	65.3%

Warning: these figures indicate the number of cases found in the data file. They cannot be interpreted as summary statistics of the population of interest.

A7: Time devoted to party activities per mth

Information	[Type= continuous] [Format=numeric] [Range= 0-99] [Missing=*]
Statistics [NW/ W]	[Valid=408 /-] [Invalid=31 /-] [Mean=17.549 /-] [StdDev=23.172 /-]
Literal question	A.8. How long have you lived in the electorate for which you stood as a candidate? Senate candidates: please indicate the number of years you have lived in the State.
Security	Public

A8: Years lived in electorate

Information	[Type= continuous] [Format=numeric] [Range= 1-99] [Missing=*]
Statistics [NW/ W]	[Valid=418 /-] [Invalid=21 /-]
Pre-question	B.1. Some people receive encouragement from those around them when they decide to run for public office, while others experience indifference or disapproval. How positive or negative were the following people in encouraging you to become a candidate in the 1996 election?
Literal question	Your spouse
Security	Public

Value	Label	Cases	Percentage
99	Dont live in electorate	75	100.0%

Warning: these figures indicate the number of cases found in the data file. They cannot be interpreted as summary statistics of the population of interest.

CARD2

Information	[Type= continuous] [Format=numeric] [Range= 2-2] [Missing=*]
Statistics [NW/ W]	[Valid=439 /-] [Invalid=0 /-] [Mean=2 /-] [StdDev=0 /-]
Pre-question	B.1. Some people receive encouragement from those around them when they decide to run for public office, while others experience indifference or disapproval. How positive or negative were the following people in encouraging you to become a candidate in the 1996 election?
Literal question	Other family members
Security	Public

B1RUN1: Encouraged by your spouse

Information	[Type= continuous] [Format=numeric] [Range= 1-5] [Missing=*]
Statistics [NW/ W]	[Valid=347 /-] [Invalid=92 /-]
Pre-question	B.1. Some people receive encouragement from those around them when they decide to run for public office, while others experience indifference or disapproval. How positive or negative were the following people in encouraging you to become a candidate in the 1996 election?
Literal question	Friends

File : au.edu.anu.ada.ddi.00944-pub

B1RUN1: Encouraged by your spouse

Security		Public	
Value	Label	Cases	Percentage
1	Very positive	171	49.3%
2	Positive	101	29.1%
3	Indifferent	35	10.1%
4	Negative	31	8.9%
5	Very negative	9	2.6%

Warning: these figures indicate the number of cases found in the data file. They cannot be interpreted as summary statistics of the population of interest.

B1RUN2: Encouraged by other family members

Information	[Type= continuous] [Format=numeric] [Range= 1-5] [Missing=*]
Statistics [NW/ W]	[Valid=418 /-] [Invalid=21 /-]
Pre-question	B.1. Some people receive encouragement from those around them when they decide to run for public office, while others experience indifference or disapproval. How positive or negative were the following people in encouraging you to become a candidate in the 1996 election?
Literal question	Business associates
Security	Public

Value	Label	Cases	Percentage
1	Very positive	155	37.1%
2	Positive	168	40.2%
3	Indifferent	75	17.9%
4	Negative	16	3.8%
5	Very negative	4	1.0%

Warning: these figures indicate the number of cases found in the data file. They cannot be interpreted as summary statistics of the population of interest.

B1RUN3: Encouraged by friends

Information	[Type= continuous] [Format=numeric] [Range= 1-5] [Missing=*]
Statistics [NW/ W]	[Valid=421 /-] [Invalid=18 /-]
Pre-question	B.1. Some people receive encouragement from those around them when they decide to run for public office, while others experience indifference or disapproval. How positive or negative were the following people in encouraging you to become a candidate in the 1996 election?
Literal question	Women's groups
Security	Public

Value	Label	Cases	Percentage
1	Very positive	185	43.9%
2	Positive	182	43.2%
3	Indifferent	46	10.9%
4	Negative	7	1.7%
5	Very negative	1	0.2%

Warning: these figures indicate the number of cases found in the data file. They cannot be interpreted as summary statistics of the population of interest.

B1RUN4: Encouraged by business associates

Information	[Type= continuous] [Format=numeric] [Range= 1-5] [Missing=*]
Statistics [NW/ W]	[Valid=345 /-] [Invalid=94 /-]

File : au.edu.anu.ada.ddi.00944-pub

B1RUN4: Encouraged by business associates

Pre-question	B.1. Some people receive encouragement from those around them when they decide to run for public office, while others experience indifference or disapproval. How positive or negative were the following people in encouraging you to become a candidate in the 1996 election?
Literal question	Community groups
Security	Public

Value	Label	Cases	Percentage
1	Very positive	91	26.4%
2	Positive	152	44.1%
3	Indifferent	93	27.0%
4	Negative	6	1.7%
5	Very negative	3	0.9%

Warning: these figures indicate the number of cases found in the data file. They cannot be interpreted as summary statistics of the population of interest.

B1RUN5: Encouraged by womens groups

Information	[Type= continuous] [Format=numeric] [Range= 1-5] [Missing=*]
Statistics [NW/ W]	[Valid=283 /-] [Invalid=156 /-]
Pre-question	B.1. Some people receive encouragement from those around them when they decide to run for public office, while others experience indifference or disapproval. How positive or negative were the following people in encouraging you to become a candidate in the 1996 election?
Literal question	Your employer
Security	Public

Value	Label	Cases	Percentage
1	Very positive	71	25.1%
2	Positive	91	32.2%
3	Indifferent	115	40.6%
4	Negative	2	0.7%
5	Very negative	4	1.4%

Warning: these figures indicate the number of cases found in the data file. They cannot be interpreted as summary statistics of the population of interest.

B1RUN6: Encouraged by community groups

Information	[Type= continuous] [Format=numeric] [Range= 1-5] [Missing=*]
Statistics [NW/ W]	[Valid=341 /-] [Invalid=98 /-]
Pre-question	B.1. Some people receive encouragement from those around them when they decide to run for public office, while others experience indifference or disapproval. How positive or negative were the following people in encouraging you to become a candidate in the 1996 election?
Literal question	Business groups
Security	Public

Value	Label	Cases	Percentage
1	Very positive	95	27.9%
2	Positive	152	44.6%
3	Indifferent	89	26.1%
4	Negative	3	0.9%
5	Very negative	2	0.6%

Warning: these figures indicate the number of cases found in the data file. They cannot be interpreted as summary statistics of the population of interest.

File : au.edu.anu.ada.ddi.00944-pub

B1RUN7: Encouraged by your employer

Information	[Type= continuous] [Format=numeric] [Range= 1-5] [Missing=*]
Statistics [NW/ W]	[Valid=257 /-] [Invalid=182 /-]
Pre-question	B.1. Some people receive encouragement from those around them when they decide to run for public office, while others experience indifference or disapproval. How positive or negative were the following people in encouraging you to become a candidate in the 1996 election?
Literal question	Trade unions or staff associations
Security	Public

Value	Label	Cases	Percentage
1	Very positive	76	29.6%
2	Positive	60	23.3%
3	Indifferent	92	35.8%
4	Negative	11	4.3%
5	Very negative	18	7.0%

Warning: these figures indicate the number of cases found in the data file. They cannot be interpreted as summary statistics of the population of interest.

B1RUN8: Encouraged by business groups

Information	[Type= continuous] [Format=numeric] [Range= 1-5] [Missing=*]
Statistics [NW/ W]	[Valid=267 /-] [Invalid=172 /-]
Pre-question	B.1. Some people receive encouragement from those around them when they decide to run for public office, while others experience indifference or disapproval. How positive or negative were the following people in encouraging you to become a candidate in the 1996 election?
Literal question	Local party activists
Security	Public

Value	Label	Cases	Percentage
1	Very positive	42	15.7%
2	Positive	74	27.7%
3	Indifferent	142	53.2%
4	Negative	5	1.9%
5	Very negative	4	1.5%

Warning: these figures indicate the number of cases found in the data file. They cannot be interpreted as summary statistics of the population of interest.

B1RUN9: Encouraged by trade unions,staff assoc.

Information	[Type= continuous] [Format=numeric] [Range= 1-5] [Missing=*]
Statistics [NW/ W]	[Valid=260 /-] [Invalid=179 /-]
Pre-question	B.1. Some people receive encouragement from those around them when they decide to run for public office, while others experience indifference or disapproval. How positive or negative were the following people in encouraging you to become a candidate in the 1996 election?
Literal question	Issue groups
Security	Public

Value	Label	Cases	Percentage
1	Very positive	45	17.3%
2	Positive	61	23.5%
3	Indifferent	126	48.5%

File : au.edu.anu.ada.ddi.00944-pub

B1RUN9: Encouraged by trade unions,staff assoc.

Value	Label	Cases	Percentage
4	Negative	13	5.0%
5	Very negative	15	5.8%

Warning: these figures indicate the number of cases found in the data file. They cannot be interpreted as summary statistics of the population of interest.

B1RUN10: Encouraged by local party activists

Information	[Type= continuous] [Format=numeric] [Range= 1-5] [Missing=*]
Statistics [NW/ W]	[Valid=397 /-] [Invalid=42 /-]
Pre-question	B.2. Some candidates experience difficulties in their election campaigns while others find campaigning easy. Were the following activities easy or difficult for you in this campaign?
Literal question	Finding volunteers
Security	Public

Value	Label	Cases	Percentage
1	Very positive	244	61.5%
2	Positive	123	31.0%
3	Indifferent	17	4.3%
4	Negative	6	1.5%
5	Very negative	7	1.8%

Warning: these figures indicate the number of cases found in the data file. They cannot be interpreted as summary statistics of the population of interest.

B1RUN11: Encouraged by issue groups

Information	[Type= continuous] [Format=numeric] [Range= 1-5] [Missing=*]
Statistics [NW/ W]	[Valid=330 /-] [Invalid=109 /-]
Pre-question	B.2. Some candidates experience difficulties in their election campaigns while others find campaigning easy. Were the following activities easy or difficult for you in this campaign?
Literal question	Raising money
Security	Public

Value	Label	Cases	Percentage
1	Very positive	88	26.7%
2	Positive	153	46.4%
3	Indifferent	84	25.5%
4	Negative	3	0.9%
5	Very negative	2	0.6%

Warning: these figures indicate the number of cases found in the data file. They cannot be interpreted as summary statistics of the population of interest.

B2CAMP1: Finding volunteers

Information	[Type= continuous] [Format=numeric] [Range= 1-4] [Missing=*]
Statistics [NW/ W]	[Valid=426 /-] [Invalid=13 /-]
Pre-question	B.2. Some candidates experience difficulties in their election campaigns while others find campaigning easy. Were the following activities easy or difficult for you in this campaign?
Literal question	Gaining name recognition
Security	Public

Value	Label	Cases	Percentage
1	Very difficult	67	15.7%

File : au.edu.anu.ada.ddi.00944-pub

B2CAMP1: Finding volunteers

Value	Label	Cases	Percentage
2	Fairly difficult	150	35.2%
3	Fairly easy	157	36.9%
4	Very easy	52	12.2%

Warning: these figures indicate the number of cases found in the data file. They cannot be interpreted as summary statistics of the population of interest.

B2CAMP2: Raising money

Information	[Type= continuous] [Format=numeric] [Range= 1-4] [Missing=*]
Statistics [NW/ W]	[Valid=417 /-] [Invalid=22 /-]
Pre-question	B.2. Some candidates experience difficulties in their election campaigns while others find campaigning easy. Were the following activities easy or difficult for you in this campaign?
Literal question	Finding a campaign manager
Security	Public

Value	Label	Cases	Percentage
1	Very difficult	162	38.8%
2	Fairly difficult	154	36.9%
3	Fairly easy	77	18.5%
4	Very easy	24	5.8%

Warning: these figures indicate the number of cases found in the data file. They cannot be interpreted as summary statistics of the population of interest.

B2CAMP3: Gaining name recognition

Information	[Type= continuous] [Format=numeric] [Range= 1-4] [Missing=*]
Statistics [NW/ W]	[Valid=418 /-] [Invalid=21 /-]
Pre-question	B.2. Some candidates experience difficulties in their election campaigns while others find campaigning easy. Were the following activities easy or difficult for you in this campaign?
Literal question	Having enough time
Security	Public

Value	Label	Cases	Percentage
1	Very difficult	74	17.7%
2	Fairly difficult	124	29.7%
3	Fairly easy	145	34.7%
4	Very easy	75	17.9%

Warning: these figures indicate the number of cases found in the data file. They cannot be interpreted as summary statistics of the population of interest.

B2CAMP4: Finding a campaign manager

Information	[Type= continuous] [Format=numeric] [Range= 1-4] [Missing=*]
Statistics [NW/ W]	[Valid=409 /-] [Invalid=30 /-]
Pre-question	B.2. Some candidates experience difficulties in their election campaigns while others find campaigning easy. Were the following activities easy or difficult for you in this campaign?
Literal question	Organising a campaign strategy
Security	Public

Value	Label	Cases	Percentage
1	Very difficult	58	14.2%
2	Fairly difficult	69	16.9%

File : au.edu.anu.ada.ddi.00944-pub

B2CAMP4: Finding a campaign manager

Value	Label	Cases	Percentage
3	Fairly easy	130	31.8%
4	Very easy	152	37.2%













Warning: these figures indicate the number of cases found in the data file. They cannot be interpreted as summary statistics of the population of interest.

B2CAMP5: Having enough time

Information	[Type= continuous] [Format=numeric] [Range= 1-4] [Missing=*]
Statistics [NW/ W]	[Valid=426 /-] [Invalid=13 /-]
Pre-question	B.2. Some candidates experience difficulties in their election campaigns while others find campaigning easy. Were the following activities easy or difficult for you in this campaign?
Literal question	Gaining group support
Security	Public

Value	Label	Cases	Percentage
1	Very difficult	128	30.0%
2	Fairly difficult	148	34.7%
3	Fairly easy	102	23.9%
4	Very easy	48	11.3%

Warning: these figures indicate the number of cases found in the data file. They cannot be interpreted as summary statistics of the population of interest.

# B2CAMP6: Organising a campaign strategy			
Information	[Type= continuous] [Format=numeric] [Range= 1-4] [Missing=*]		
Statistics [NW/ W]	[Valid=422 /-] [Invalid=17 /-]		
Pre-question	B.2. Some candidates experience difficulties in their election campaigns while others find campaigning easy. Were the following activities easy or difficult for you in this campaign?		
Literal question	Gaining party support		
Security	Public		
Value	Label	Cases	Percentage
1	Very difficult	20	 4.7%
2	Fairly difficult	98	 23.2%
3	Fairly easy	221	 52.4%
4	Very easy	83	 19.7%
<i>Warning: these figures indicate the number of cases found in the data file. They cannot be interpreted as summary statistics of the population of interest.</i>			
# B2CAMP7: Gaining group support			
Information	[Type= continuous] [Format=numeric] [Range= 1-4] [Missing=*]		
Statistics [NW/ W]	[Valid=417 /-] [Invalid=22 /-]		
Pre-question	B.2. Some candidates experience difficulties in their election campaigns while others find campaigning easy. Were the following activities easy or difficult for you in this campaign?		
Literal question	Getting good media coverage		
Security	Public		
Value	Label	Cases	Percentage
1	Very difficult	38	 9.1%
2	Fairly difficult	98	 23.5%
3	Fairly easy	188	 45.1%
4	Very easy	93	 22.3%
<i>Warning: these figures indicate the number of cases found in the data file. They cannot be interpreted as summary statistics of the population of interest.</i>			
# B2CAMP8: Gaining party support			
Information	[Type= continuous] [Format=numeric] [Range= 1-4] [Missing=*]		
Statistics [NW/ W]	[Valid=427 /-] [Invalid=12 /-]		
Literal question	B.3. How long before the election did you begin.... to organise your campaign?		
Security	Public		
Value	Label	Cases	Percentage
1	Very difficult	21	 4.9%
2	Fairly difficult	45	 10.5%
3	Fairly easy	160	 37.5%
4	Very easy	201	 47.1%
<i>Warning: these figures indicate the number of cases found in the data file. They cannot be interpreted as summary statistics of the population of interest.</i>			
# B2CAMP9: Getting good media coverage			
Information	[Type= continuous] [Format=numeric] [Range= 1-4] [Missing=*]		
Statistics [NW/ W]	[Valid=426 /-] [Invalid=13 /-]		
Literal question	B.3. How long before the election did you begin... to campaign fulltime?		
Security	Public		

# B2CAMP9: Getting good media coverage			
Value	Label	Cases	Percentage
1	Very difficult	118	27.7%
2	Fairly difficult	126	29.6%
3	Fairly easy	135	31.7%
4	Very easy	47	11.0%
<i>Warning: these figures indicate the number of cases found in the data file. They cannot be interpreted as summary statistics of the population of interest.</i>			
# B3ORG: When began to organise campaign			
Information	[Type= continuous] [Format=numeric] [Range= 1-5] [Missing=*]		
Statistics [NW/ W]	[Valid=420 /-] [Invalid=19 /-]		
Pre-question	B.4. Once the election was called, about how many hours per week, on average, did you personally spend on campaign activities?		
Literal question	Doorknocking, canvassing		
Security	Public		
Value	Label	Cases	Percentage
1	Over a year before	137	32.6%
2	End of 1995	126	30.0%
3	Early 1996	45	10.7%
4	Time when announced	65	15.5%
5	Last few weeks	47	11.2%
<i>Warning: these figures indicate the number of cases found in the data file. They cannot be interpreted as summary statistics of the population of interest.</i>			
# B3FULL: When began campaigning for Election			
Information	[Type= continuous] [Format=numeric] [Range= 1-5] [Missing=*]		
Statistics [NW/ W]	[Valid=356 /-] [Invalid=83 /-]		
Pre-question	B.4. Once the election was called, about how many hours per week, on average, did you personally spend on campaign activities?		
Literal question	Organising direct mailing		
Security	Public		
Value	Label	Cases	Percentage
1	Over a year before	47	13.2%
2	End of 1995	55	15.4%
3	Early 1996	50	14.0%
4	Time when announced	107	30.1%
5	Last few weeks	97	27.2%
<i>Warning: these figures indicate the number of cases found in the data file. They cannot be interpreted as summary statistics of the population of interest.</i>			
# B4P1: Hours personally doorknocking			
Information	[Type= continuous] [Format=numeric] [Range= 0-70] [Missing=*]		
Statistics [NW/ W]	[Valid=344 /-] [Invalid=95 /-] [Mean=10.744 /-] [StdDev=13.146 /-]		
Pre-question	B.4. Once the election was called, about how many hours per week, on average, did you personally spend on campaign activities?		
Literal question	Speaking on the telephone		
Security	Public		












# B4P2: Hours personally organising direct mail	
Information	[Type= continuous] [Format=numeric] [Range= 0-45] [Missing=*]
Statistics [NW/ W]	[Valid=335 /-] [Invalid=104 /-] [Mean=3.797 /-] [StdDev=5.447 /-]
Pre-question	B.4. Once the election was called, about how many hours per week, on average, did you personally spend on campaign activities?
Literal question	Radio and television interviews
Security	Public
# B4P3: Hours personally speaking on phone	
Information	[Type= continuous] [Format=numeric] [Range= 0-80] [Missing=*]
Statistics [NW/ W]	[Valid=380 /-] [Invalid=59 /-] [Mean=9.684 /-] [StdDev=8.647 /-]
Pre-question	B.4. Once the election was called, about how many hours per week, on average, did you personally spend on campaign activities?
Literal question	Suburban and local newspaper interviews
Security	Public
# B4P4: Hours personally radio,TV interviews	
Information	[Type= continuous] [Format=numeric] [Range= 0-30] [Missing=*]
Statistics [NW/ W]	[Valid=355 /-] [Invalid=84 /-] [Mean=1.904 /-] [StdDev=2.742 /-]
Pre-question	B.4. Once the election was called, about how many hours per week, on average, did you personally spend on campaign activities?
Literal question	National newspaper interviews
Security	Public
# B4P5: Hours personally local paper interviews	
Information	[Type= continuous] [Format=numeric] [Range= 0-40] [Missing=*]
Statistics [NW/ W]	[Valid=370 /-] [Invalid=69 /-] [Mean=2 /-] [StdDev=3.041 /-]
Pre-question	B.4. Once the election was called, about how many hours per week, on average, did you personally spend on campaign activities?
Literal question	Fund raising
Security	Public
# B4P6: Hours personally national paper interviews	
Information	[Type= continuous] [Format=numeric] [Range= 0-20] [Missing=*]
Statistics [NW/ W]	[Valid=316 /-] [Invalid=123 /-] [Mean=0.633 /-] [StdDev=1.615 /-]
Pre-question	B.4. Once the election was called, about how many hours per week, on average, did you personally spend on campaign activities?
Literal question	Meetings, discussions with national party officials
Security	Public
# B4P7: Hours personally fund raising	
Information	[Type= continuous] [Format=numeric] [Range= 0-21] [Missing=*]
Statistics [NW/ W]	[Valid=341 /-] [Invalid=98 /-] [Mean=2.801 /-] [StdDev=4.237 /-]
Pre-question	B.4. Once the election was called, about how many hours per week, on average, did you personally spend on campaign activities?
Literal question	Meetings, discussions with local party members
Security	Public

# B4P8: Hours personally meet nat party officials			
Information	[Type= continuous] [Format=numeric] [Range= 0-40] [Missing=*]		
Statistics [NW/ W]	[Valid=353 /-] [Invalid=86 /-] [Mean=2.575 /-] [StdDev=3.791 /-]		
Pre-question	B.4. Once the election was called, about how many hours per week, on average, did you personally spend on campaign activities?		
Literal question	Other campaign activities		
Security	Public		
# B4P9: Hours personally meet locl party officials			
Information	[Type= continuous] [Format=numeric] [Range= 0-60] [Missing=*]		
Statistics [NW/ W]	[Valid=375 /-] [Invalid=64 /-] [Mean=5.784 /-] [StdDev=6.618 /-]		
Literal question	B.5. Approximately how many party workers could you count on to work for your campaign on an average day?		
Security	Public		
# B4P10: Hours personally other campaign activites			
Information	[Type= continuous] [Format=numeric] [Range= 0-99] [Missing=*]		
Statistics [NW/ W]	[Valid=324 /-] [Invalid=115 /-] [Mean=14.71 /-] [StdDev=16.646 /-]		
Pre-question	B.6. How much support for your campaign did you receive from your federal/state party organisation in the following areas?		
Literal question	Leaflets, handouts		
Security	Public		
# B5: Average daily number of campaign workers			
Information	[Type= continuous] [Format=numeric] [Range= 0-75] [Missing=*]		
Statistics [NW/ W]	[Valid=389 /-] [Invalid=50 /-] [Mean=6.697 /-] [StdDev=9.144 /-]		
Pre-question	B.6. How much support for your campaign did you receive from your federal/state party organisation in the following areas?		
Literal question	Funds		
Security	Public		
# B6P1: Party support in leaflets			
Information	[Type= continuous] [Format=numeric] [Range= 1-4] [Missing=*]		
Statistics [NW/ W]	[Valid=417 /-] [Invalid=22 /-]		
Pre-question	B.6. How much support for your campaign did you receive from your federal/state party organisation in the following areas?		
Literal question	General organisation		
Security	Public		
Value	Label	Cases	Percentage
1	A lot	202	48.4%
2	Some	113	27.1%
3	A little	71	17.0%
4	None	31	7.4%
<i>Warning: these figures indicate the number of cases found in the data file. They cannot be interpreted as summary statistics of the population of interest.</i>			
# B6P2: Party support in funds			
Information	[Type= continuous] [Format=numeric] [Range= 1-4] [Missing=*]		
Statistics [NW/ W]	[Valid=411 /-] [Invalid=28 /-]		
Pre-question	B.6. How much support for your campaign did you receive from your federal/state party organisation in the following areas?		













# B6P2: Party support in funds			
Literal question	Visits by your party leader		
Security	Public		
Value	Label	Cases	Percentage
1	A lot	54	13.1%
2	Some	88	21.4%
3	A little	83	20.2%
4	None	186	45.3%
<i>Warning: these figures indicate the number of cases found in the data file. They cannot be interpreted as summary statistics of the population of interest.</i>			
# B6P3: Party support in organisation			
Information	[Type= continuous] [Format=numeric] [Range= 1-4] [Missing=*]		
Statistics [NW/ W]	[Valid=415 +/-] [Invalid=24 +/-]		
Pre-question	B.6. How much support for your campaign did you receive from your federal/state party organisation in the following areas?		
Literal question	Visits by other well known politicians		
Security	Public		
Value	Label	Cases	Percentage
1	A lot	105	25.3%
2	Some	119	28.7%
3	A little	127	30.6%
4	None	64	15.4%
<i>Warning: these figures indicate the number of cases found in the data file. They cannot be interpreted as summary statistics of the population of interest.</i>			
# B6P4: Party support in visits by leader			
Information	[Type= continuous] [Format=numeric] [Range= 1-4] [Missing=*]		
Statistics [NW/ W]	[Valid=401 +/-] [Invalid=38 +/-]		
Pre-question	B.6. How much support for your campaign did you receive from your federal/state party organisation in the following areas?		
Literal question	Workers from federal/state office		
Security	Public		
Value	Label	Cases	Percentage
1	A lot	35	8.7%
2	Some	85	21.2%
3	A little	65	16.2%
4	None	216	53.9%
<i>Warning: these figures indicate the number of cases found in the data file. They cannot be interpreted as summary statistics of the population of interest.</i>			
# B6P5: Party support in visits by politicians			
Information	[Type= continuous] [Format=numeric] [Range= 1-4] [Missing=*]		
Statistics [NW/ W]	[Valid=406 +/-] [Invalid=33 +/-]		
Pre-question	B.6. How much support for your campaign did you receive from your federal/state party organisation in the following areas?		
Literal question	Other support		
Security	Public		
Value	Label	Cases	Percentage
1	A lot	53	13.1%

# B6P5: Party support in visits by politicians			
Value	Label	Cases	Percentage
2	Some	101	24.9%
3	A little	101	24.9%
4	None	151	37.2%
<i>Warning: these figures indicate the number of cases found in the data file. They cannot be interpreted as summary statistics of the population of interest.</i>			
# B6P6: Party support in workers			
Information	[Type= continuous] [Format=numeric] [Range= 1-4] [Missing=*]		
Statistics [NW/ W]	[Valid=406 /-] [Invalid=33 /-]		
Literal question	B.7. In politics, people sometimes talk about the 'left' and the 'right'. Where would you place yourself on a scale from 0 to 10, where 0 means the left and 10 means the right?		
Security	Public		
Value	Label	Cases	Percentage
1	A lot	47	11.6%
2	Some	86	21.2%
3	A little	90	22.2%
4	None	183	45.1%
<i>Warning: these figures indicate the number of cases found in the data file. They cannot be interpreted as summary statistics of the population of interest.</i>			
# B6P7: Party support in other areas			
Information	[Type= continuous] [Format=numeric] [Range= 1-4] [Missing=*]		
Statistics [NW/ W]	[Valid=365 /-] [Invalid=74 /-]		
Literal question	B.8. And where would you place the political views of your electorate on this scale?		
Security	Public		
Value	Label	Cases	Percentage
1	A lot	61	16.7%
2	Some	130	35.6%
3	A little	93	25.5%
4	None	81	22.2%
<i>Warning: these figures indicate the number of cases found in the data file. They cannot be interpreted as summary statistics of the population of interest.</i>			
# B7: Own left-right position			
Information	[Type= continuous] [Format=numeric] [Range= 0-10] [Missing=*]		
Statistics [NW/ W]	[Valid=412 /-] [Invalid=27 /-]		
Pre-question	ALP candidates only. Other candidates please go to Section C.		
Literal question	B.9. Are you a member of a State ALP faction?		
Security	Public		
Value	Label	Cases	Percentage
0	Left	26	81.2%
10	Right	6	18.8%
<i>Warning: these figures indicate the number of cases found in the data file. They cannot be interpreted as summary statistics of the population of interest.</i>			
# B8: Electorate left-right position			
Information	[Type= continuous] [Format=numeric] [Range= 0-10] [Missing=*]		
Statistics [NW/ W]	[Valid=415 /-] [Invalid=24 /-]		
Pre-question	ALP candidates only. Other candidates please go to Section C.		

# B8: Electorate left-right position			
Literal question	B.10. Which of the national ALP factions would you align yourself with?		
Security	Public		
Value	Label	Cases	Percentage
0	Left	2	10.0%
10	Right	18	90.0%
<i>Warning: these figures indicate the number of cases found in the data file. They cannot be interpreted as summary statistics of the population of interest.</i>			
# B9: Member of State ALP faction			
Information	[Type= continuous] [Format=numeric] [Range= 1-2] [Missing=*]		
Statistics [NW/ W]	[Valid=107 /-] [Invalid=332 /-]		
Pre-question	ALP candidates only. Other candidates please go to Section C.		
Literal question	B.11. Have you ever held a formal position, either elected or nominated, within a faction?		
Security	Public		
Value	Label	Cases	Percentage
1	Yes	78	72.9%
2	No	29	27.1%
<i>Warning: these figures indicate the number of cases found in the data file. They cannot be interpreted as summary statistics of the population of interest.</i>			
# B10: Align with which national ALP faction			
Information	[Type= continuous] [Format=numeric] [Range= 1-4] [Missing=*]		
Statistics [NW/ W]	[Valid=105 /-] [Invalid=334 /-]		
Pre-question	ALP candidates only. Other candidates please go to Section C.		
Literal question	B.12. In general, do you approve or disapprove of the ALP factional system?		
Security	Public		
Value	Label	Cases	Percentage
1	Socialist Left	33	31.4%
2	National Centre Left	14	13.3%
3	National Right	39	37.1%
4	Non-aligned	19	18.1%
<i>Warning: these figures indicate the number of cases found in the data file. They cannot be interpreted as summary statistics of the population of interest.</i>			
# B11: Ever held formal, elected faction position			
Information	[Type= continuous] [Format=numeric] [Range= 1-2] [Missing=*]		
Statistics [NW/ W]	[Valid=107 /-] [Invalid=332 /-]		
Pre-question	C.1. From the following list, which would you say are the four most important problems facing the country? (Circle one number in each column only).		
Literal question	Taxation		
Security	Public		
Value	Label	Cases	Percentage
1	Yes	47	43.9%
2	No	60	56.1%
<i>Warning: these figures indicate the number of cases found in the data file. They cannot be interpreted as summary statistics of the population of interest.</i>			
# B12: Approve of ALP factional system			
Information	[Type= continuous] [Format=numeric] [Range= 1-5] [Missing=*]		
















# B12: Approve of ALP factional system			
Statistics [NW/ W]	[Valid=106 /-] [Invalid=333 /-]		
Pre-question	C.1. From the following list, which would you say are the four most important problems facing the country? (Circle one number in each column only).		
Literal question	Immigration		
Security	Public		
Value	Label	Cases	Percentage
1	Strongly approve	18	 17.0%
2	Approve	42	 39.6%
3	Neither	24	 22.6%
4	Disapprove	20	 18.9%
5	Strongly disapprove	2	 1.9%
<i>Warning: these figures indicate the number of cases found in the data file. They cannot be interpreted as summary statistics of the population of interest.</i>			
# CARD3			
Information	[Type= continuous] [Format=numeric] [Range= 3-3] [Missing=*]		
Statistics [NW/ W]	[Valid=439 /-] [Invalid=0 /-] [Mean=3 /-] [StdDev=0 /-]		
Pre-question	C.1. From the following list, which would you say are the four most important problems facing the country? (Circle one number in each column only).		
Literal question	Education		
Security	Public		
# C1TAX: Important problem taxation			
Information	[Type= continuous] [Format=numeric] [Range= 1-4] [Missing=*]		
Statistics [NW/ W]	[Valid=152 /-] [Invalid=287 /-]		
Pre-question	C.1. From the following list, which would you say are the four most important problems facing the country? (Circle one number in each column only).		
Literal question	The environment		
Security	Public		
Value	Label	Cases	Percentage
1	Most important	36	 23.7%
2	Second most important	30	 19.7%
3	Third most important	44	 28.9%
4	Fourth most important	42	 27.6%
<i>Warning: these figures indicate the number of cases found in the data file. They cannot be interpreted as summary statistics of the population of interest.</i>			
# C1IMMIG: Important problem immigration			
Information	[Type= continuous] [Format=numeric] [Range= 1-4] [Missing=*]		
Statistics [NW/ W]	[Valid=66 /-] [Invalid=373 /-]		
Pre-question	C.1. From the following list, which would you say are the four most important problems facing the country? (Circle one number in each column only).		
Literal question	Industrial relations		
Security	Public		
Value	Label	Cases	Percentage
1	Most important	12	 18.2%
2	Second most important	12	 18.2%

# C1IMMIG: Important problem immigration			
Value	Label	Cases	Percentage
3	Third most important	20	30.3%
4	Fourth most important	22	33.3%
<i>Warning: these figures indicate the number of cases found in the data file. They cannot be interpreted as summary statistics of the population of interest.</i>			
# C1EDUC: Important problem education			
Information	[Type= continuous] [Format=numeric] [Range= 1-4] [Missing=*]		
Statistics [NW/ W]	[Valid=207 /-] [Invalid=232 /-]		
Pre-question	C.1. From the following list, which would you say are the four most important problems facing the country? (Circle one number in each column only).		
Literal question	Health and Medicare		
Security	Public		
Value	Label	Cases	Percentage
1	Most important	34	16.4%
2	Second most important	58	28.0%
3	Third most important	59	28.5%
4	Fourth most important	56	27.1%
<i>Warning: these figures indicate the number of cases found in the data file. They cannot be interpreted as summary statistics of the population of interest.</i>			
# C1ENVIR: Important problem environment			
Information	[Type= continuous] [Format=numeric] [Range= 1-4] [Missing=*]		
Statistics [NW/ W]	[Valid=300 /-] [Invalid=139 /-]		
Pre-question	C.1. From the following list, which would you say are the four most important problems facing the country? (Circle one number in each column only).		
Literal question	Links with Asia		
Security	Public		
Value	Label	Cases	Percentage
1	Most important	136	45.3%
2	Second most important	65	21.7%
3	Third most important	54	18.0%
4	Fourth most important	45	15.0%
<i>Warning: these figures indicate the number of cases found in the data file. They cannot be interpreted as summary statistics of the population of interest.</i>			
# C1INDREL: Important problem industrial relations			
Information	[Type= continuous] [Format=numeric] [Range= 1-4] [Missing=*]		
Statistics [NW/ W]	[Valid=212 /-] [Invalid=227 /-]		
Pre-question	C.1. From the following list, which would you say are the four most important problems facing the country? (Circle one number in each column only).		
Literal question	Defence		
Security	Public		
Value	Label	Cases	Percentage
1	Most important	39	18.4%
2	Second most important	60	28.3%
3	Third most important	60	28.3%
4	Fourth most important	53	25.0%
<i>Warning: these figures indicate the number of cases found in the data file. They cannot be interpreted as summary statistics of the population of interest.</i>			

# C1HEALTH: Important problem health and Medicare			
Information	[Type= continuous] [Format=numeric] [Range= 1-4] [Missing=*]		
Statistics [NW/ W]	[Valid=261 /-] [Invalid=178 /-]		
Pre-question	C.1. From the following list, which would you say are the four most important problems facing the country? (Circle one number in each column only).		
Literal question	Interest rates		
Security	Public		
Value	Label	Cases	Percentage
1	Most important	50	 19.2%
2	Second most important	85	 32.6%
3	Third most important	69	 26.4%
4	Fourth most important	57	 21.8%
<i>Warning: these figures indicate the number of cases found in the data file. They cannot be interpreted as summary statistics of the population of interest.</i>			
# C1ASIA: Important problem links with Asia			
Information	[Type= continuous] [Format=numeric] [Range= 1-4] [Missing=*]		
Statistics [NW/ W]	[Valid=58 /-] [Invalid=381 /-]		
Pre-question	C.1. From the following list, which would you say are the four most important problems facing the country? (Circle one number in each column only).		
Literal question	Unemployment		
Security	Public		
Value	Label	Cases	Percentage
1	Most important	5	 8.6%
2	Second most important	17	 29.3%
3	Third most important	21	 36.2%
4	Fourth most important	15	 25.9%
<i>Warning: these figures indicate the number of cases found in the data file. They cannot be interpreted as summary statistics of the population of interest.</i>			
# C1DEF: Important problem defence			
Information	[Type= continuous] [Format=numeric] [Range= 1-4] [Missing=*]		
Statistics [NW/ W]	[Valid=48 /-] [Invalid=391 /-]		
Pre-question	C.1. From the following list, which would you say are the four most important problems facing the country? (Circle one number in each column only).		
Literal question	Privatisation		
Security	Public		
Value	Label	Cases	Percentage
1	Most important	5	 10.4%
2	Second most important	11	 22.9%
3	Third most important	10	 20.8%
4	Fourth most important	22	 45.8%
<i>Warning: these figures indicate the number of cases found in the data file. They cannot be interpreted as summary statistics of the population of interest.</i>			
# C1INTRAT: Important problem interest rates			
Information	[Type= continuous] [Format=numeric] [Range= 1-4] [Missing=*]		
Statistics [NW/ W]	[Valid=89 /-] [Invalid=350 /-]		
Pre-question			

# C1INTRAT: Important problem interest rates			
	C.1. From the following list, which would you say are the four most important problems facing the country? (Circle one number in each column only).		
Literal question	Inflation		
Security	Public		
Value	Label	Cases	Percentage
1	Most important	18	20.2%
2	Second most important	27	30.3%
3	Third most important	17	19.1%
4	Fourth most important	27	30.3%
<i>Warning: these figures indicate the number of cases found in the data file. They cannot be interpreted as summary statistics of the population of interest.</i>			
# C1UNEMP: Important problem unemployment			
Information	[Type= continuous] [Format=numeric] [Range= 1-4] [Missing=*]		
Statistics [NW/ W]	[Valid=381 /-] [Invalid=58 /-]		
Pre-question	C.1. From the following list, which would you say are the four most important problems facing the country? (Circle one number in each column only).		
Literal question	State/Territory issues		
Security	Public		
Value	Label	Cases	Percentage
1	Most important	203	53.3%
2	Second most important	101	26.5%
3	Third most important	55	14.4%
4	Fourth most important	22	5.8%
<i>Warning: these figures indicate the number of cases found in the data file. They cannot be interpreted as summary statistics of the population of interest.</i>			
# C1PRIV: Important problem privatisation			
Information	[Type= continuous] [Format=numeric] [Range= 1-4] [Missing=*]		
Statistics [NW/ W]	[Valid=152 /-] [Invalid=287 /-]		
Pre-question	C.2. Here are some statements about economic issues. Please say whether you strongly agree, agree, disagree or strongly disagree with each statement.		
Literal question	High income tax makes people less willing to work hard		
Security	Public		
Value	Label	Cases	Percentage
1	Most important	34	22.4%
2	Second most important	28	18.4%
3	Third most important	36	23.7%
4	Fourth most important	54	35.5%
<i>Warning: these figures indicate the number of cases found in the data file. They cannot be interpreted as summary statistics of the population of interest.</i>			
# C1INFLAT: Important problem inflation			
Information	[Type= continuous] [Format=numeric] [Range= 1-4] [Missing=*]		
Statistics [NW/ W]	[Valid=58 /-] [Invalid=381 /-]		
Pre-question	C.2. Here are some statements about economic issues. Please say whether you strongly agree, agree, disagree or strongly disagree with each statement.		
Literal question	More money should be spent on reducing poverty		

# C1INFLAT: Important problem inflation			
Security		Public	
Value	Label	Cases	Percentage
1	Most important	11	19.0%
2	Second most important	18	31.0%
3	Third most important	16	27.6%
4	Fourth most important	13	22.4%
<i>Warning: these figures indicate the number of cases found in the data file. They cannot be interpreted as summary statistics of the population of interest.</i>			
# C1STATER: Important problem state territory issues			
Information		[Type= continuous] [Format=numeric] [Range= 1-4] [Missing=*]	
Statistics [NW/ W]		[Valid=58 /-] [Invalid=381 /-]	
Pre-question		C.2. Here are some statements about economic issues. Please say whether you strongly agree, agree, disagree or strongly disagree with each statement.	
Literal question		There should be stricter laws to regulate the activities of trade unions	
Security		Public	
Value	Label	Cases	Percentage
1	Most important	5	8.6%
2	Second most important	8	13.8%
3	Third most important	14	24.1%
4	Fourth most important	31	53.4%
<i>Warning: these figures indicate the number of cases found in the data file. They cannot be interpreted as summary statistics of the population of interest.</i>			
# C2TAX: High tax makes less willing to work			
Information		[Type= continuous] [Format=numeric] [Range= 1-5] [Missing=*]	
Statistics [NW/ W]		[Valid=431 /-] [Invalid=8 /-]	
Pre-question		C.2. Here are some statements about economic issues. Please say whether you strongly agree, agree, disagree or strongly disagree with each statement.	
Literal question		The trade unions in this country have too much power	
Security		Public	
Value	Label	Cases	Percentage
1	Strongly agree	72	16.7%
2	Agree	124	28.8%
3	Neither	66	15.3%
4	Disagree	132	30.6%
5	Strongly disagree	37	8.6%
<i>Warning: these figures indicate the number of cases found in the data file. They cannot be interpreted as summary statistics of the population of interest.</i>			
# C2REDPOV: More money spent on reducing poverty			
Information		[Type= continuous] [Format=numeric] [Range= 1-5] [Missing=*]	
Statistics [NW/ W]		[Valid=429 /-] [Invalid=10 /-]	
Pre-question		C.2. Here are some statements about economic issues. Please say whether you strongly agree, agree, disagree or strongly disagree with each statement.	
Literal question		Big business in this country has too much power	
Security		Public	

# C2REDPOV: More money spent on reducing poverty			
Value	Label	Cases	Percentage
1	Strongly agree	153	 35.7%
2	Agree	153	 35.7%
3	Neither	74	 17.2%
4	Disagree	42	 9.8%
5	Strongly disagree	7	 1.6%
<i>Warning: these figures indicate the number of cases found in the data file. They cannot be interpreted as summary statistics of the population of interest.</i>			
# C2STRICT: Stricter regulation of trade unions			
Information	[Type= continuous] [Format=numeric] [Range= 1-5] [Missing=*]		
Statistics [NW/ W]	[Valid=431 /-] [Invalid=8 /-]		
Pre-question	C.2. Here are some statements about economic issues. Please say whether you strongly agree, agree, disagree or strongly disagree with each statement.		
Literal question	Income and wealth should be redistributed towards ordinary working people		
Security	Public		
Value	Label	Cases	Percentage
1	Strongly agree	35	 8.1%
2	Agree	82	 19.0%
3	Neither	83	 19.3%
4	Disagree	119	 27.6%
5	Strongly disagree	112	 26.0%
<i>Warning: these figures indicate the number of cases found in the data file. They cannot be interpreted as summary statistics of the population of interest.</i>			
# C2TUPOW: Trade union power			
Information	[Type= continuous] [Format=numeric] [Range= 1-5] [Missing=*]		
Statistics [NW/ W]	[Valid=431 /-] [Invalid=8 /-]		
Literal question	C.3. If the government had a choice between reducing taxes or spending more on social services, which do you think it should do?<li value=1>Strongly favour reducing taxes<li value=2>Mildly favour reducing taxes<li value=3>Depends<li value=4>Mildly favour spending more on social services<li value=5>Strongly favour spending more on social services		
Security	Public		
Value	Label	Cases	Percentage
1	Strongly agree	59	 13.7%
2	Agree	79	 18.3%
3	Neither	62	 14.4%
4	Disagree	109	 25.3%
5	Strongly disagree	122	 28.3%
<i>Warning: these figures indicate the number of cases found in the data file. They cannot be interpreted as summary statistics of the population of interest.</i>			
# C2BIGPOW: Big business power			
Information	[Type= continuous] [Format=numeric] [Range= 1-5] [Missing=*]		
Statistics [NW/ W]	[Valid=433 /-] [Invalid=6 /-]		
Literal question	C.4. And if the government had a choice between keeping down inflation or keeping down unemployment, to which do you think it should give highest priority?<li value=1>Strongly favour keeping down inflation<li value=2>Mildly favour keeping down inflation<li value=3>Depends<li value=4>Mildly favour keeping down unemployment<li value=5>Strongly favour keeping down unemployment		
Security	Public		

C2BIGPOW: Big business power

Value	Label	Cases	Percentage
1	Strongly agree	154	35.6%
2	Agree	160	37.0%
3	Neither	69	15.9%
4	Disagree	45	10.4%
5	Strongly disagree	5	1.2%

Warning: these figures indicate the number of cases found in the data file. They cannot be interpreted as summary statistics of the population of interest.














C2EQUAL: Income & wealth should be redistributed

Information	[Type= continuous] [Format=numeric] [Range= 1-5] [Missing=*]
Statistics [NW/ W]	[Valid=430 /-] [Invalid=9 /-]
Pre-question	C.5. How important do you think it is for Federal politicians to?
Literal question	...act honestly at all times
Security	Public

Value	Label	Cases	Percentage
1	Strongly agree	114	26.5%
2	Agree	144	33.5%
3	Neither	84	19.5%
4	Disagree	62	14.4%
5	Strongly disagree	26	6.0%

Warning: these figures indicate the number of cases found in the data file. They cannot be interpreted as summary statistics of the population of interest.

# C3: Taxes v. social services			
Information	[Type= continuous] [Format=numeric] [Range= 1-5] [Missing=*]		
Statistics [NW/ W]	[Valid=433 /-] [Invalid=6 /-]		
Pre-question	C.5. How important do you think it is for Federal politicians to?		
Literal question	...always put the public interest ahead of their personal interests		
Security	Public		
Value	Label	Cases	Percentage
1	Strongly for reducing tax	66	15.2%
2	Mildly for reducing tax	44	10.2%
3	Depends	95	21.9%
4	Mildly for social services	75	17.3%
5	Strongly for social services	153	35.3%
<i>Warning: these figures indicate the number of cases found in the data file. They cannot be interpreted as summary statistics of the population of interest.</i>			
# C4: Inflation v. unemployment			
Information	[Type= continuous] [Format=numeric] [Range= 1-5] [Missing=*]		
Statistics [NW/ W]	[Valid=429 /-] [Invalid=10 /-]		
Pre-question	C.5. How important do you think it is for Federal politicians to?		
Literal question	...always behave in a dignified manner		
Security	Public		
Value	Label	Cases	Percentage
1	Strongly for low inflation	41	9.6%
2	Mildly for low inflation	35	8.2%
3	Depends	90	21.0%
4	Mildly for low unemployment	94	21.9%
5	Strongly for low unemployment	169	39.4%
<i>Warning: these figures indicate the number of cases found in the data file. They cannot be interpreted as summary statistics of the population of interest.</i>			
# C5P1: Fed politician act honestly			
Information	[Type= continuous] [Format=numeric] [Range= 1-4] [Missing=*]		
Statistics [NW/ W]	[Valid=436 /-] [Invalid=3 /-]		
Pre-question	C.5. How important do you think it is for Federal politicians to?		
Literal question	...refuse to accept gifts of any kind		
Security	Public		
Value	Label	Cases	Percentage
1	Extremely important	351	80.5%
2	Very important	75	17.2%
3	Fairly important	10	2.3%
4	Not very important	0	
<i>Warning: these figures indicate the number of cases found in the data file. They cannot be interpreted as summary statistics of the population of interest.</i>			
# C5P2: Fed politician act for public interest			
Information	[Type= continuous] [Format=numeric] [Range= 1-4] [Missing=*]		
Statistics [NW/ W]	[Valid=435 /-] [Invalid=4 /-]		
Pre-question	C.5. How important do you think it is for Federal politicians to?		

# C5P2: Fed politician act for public interest			
Literal question	...not favour special interests		
Security	Public		
Value	Label	Cases	Percentage
1	Extremely important	307	 70.6%
2	Very important	101	 23.2%
3	Fairly important	26	 6.0%
4	Not very important	1	 0.2%
<i>Warning: these figures indicate the number of cases found in the data file. They cannot be interpreted as summary statistics of the population of interest.</i>			
# C5P3: Fed politician be dignified			
Information	[Type= continuous] [Format=numeric] [Range= 1-4] [Missing=*]		
Statistics [NW/ W]	[Valid=433 /-] [Invalid=6 /-]		
Pre-question	C.5. How important do you think it is for Federal politicians to?		
Literal question	...always tell the truth to the public		
Security	Public		
Value	Label	Cases	Percentage
1	Extremely important	193	 44.6%
2	Very important	134	 30.9%
3	Fairly important	72	 16.6%
4	Not very important	34	 7.9%
<i>Warning: these figures indicate the number of cases found in the data file. They cannot be interpreted as summary statistics of the population of interest.</i>			
# C5P4: Fed politician refuse gifts			
Information	[Type= continuous] [Format=numeric] [Range= 1-4] [Missing=*]		
Statistics [NW/ W]	[Valid=433 /-] [Invalid=6 /-]		
Pre-question	C.5. How important do you think it is for Federal politicians to?		
Literal question	...use public resources economically		
Security	Public		
Value	Label	Cases	Percentage
1	Extremely important	179	 41.3%
2	Very important	106	 24.5%
3	Fairly important	91	 21.0%
4	Not very important	57	 13.2%
<i>Warning: these figures indicate the number of cases found in the data file. They cannot be interpreted as summary statistics of the population of interest.</i>			
# C5P5: Fed politician no special interests			
Information	[Type= continuous] [Format=numeric] [Range= 1-4] [Missing=*]		
Statistics [NW/ W]	[Valid=428 /-] [Invalid=11 /-]		
Pre-question	C.5. How important do you think it is for Federal politicians to?		
Literal question	...respect the dignity and privacy of members of the public		
Security	Public		
Value	Label	Cases	Percentage
1	Extremely important	147	 34.3%

# C5P5: Fed politician no special interests			
Value	Label	Cases	Percentage
2	Very important	134	31.3%
3	Fairly important	90	21.0%
4	Not very important	57	13.3%
<i>Warning: these figures indicate the number of cases found in the data file. They cannot be interpreted as summary statistics of the population of interest.</i>			
# C5P6: Fed politician tell truth			
Information	[Type= continuous] [Format=numeric] [Range= 1-4] [Missing=*]		
Statistics [NW/ W]	[Valid=433 /-] [Invalid=6 /-]		
Literal question	C.6. Do you think that voting at Federal elections should be compulsory, or do you think that people should only have to vote if they want to?<li value=1>Strongly favour compulsory voting<li value=2>Favour compulsory voting<li value=3>Favour people voting only if they want to<li value=4>Strongly favour people voting only if they want to		
Security	Public		
Value	Label	Cases	Percentage
1	Extremely important	273	63.0%
2	Very important	113	26.1%
3	Fairly important	44	10.2%
4	Not very important	3	0.7%
<i>Warning: these figures indicate the number of cases found in the data file. They cannot be interpreted as summary statistics of the population of interest.</i>			
# C5P7: Fed politician use resources well			
Information	[Type= continuous] [Format=numeric] [Range= 1-4] [Missing=*]		
Statistics [NW/ W]	[Valid=436 /-] [Invalid=3 /-]		
Pre-question	D.1. The statements below indicate some of the changes that have been happening in Australia over the years. For each one, please say whether you think the change has gone too far, not gone far enough, or is it about right?		
Literal question	Equal opportunities for migrants		
Security	Public		
Value	Label	Cases	Percentage
1	Extremely important	266	61.0%
2	Very important	115	26.4%
3	Fairly important	54	12.4%
4	Not very important	1	0.2%
<i>Warning: these figures indicate the number of cases found in the data file. They cannot be interpreted as summary statistics of the population of interest.</i>			
# C5P8: Fed politician respect public			
Information	[Type= continuous] [Format=numeric] [Range= 1-4] [Missing=*]		
Statistics [NW/ W]	[Valid=432 /-] [Invalid=7 /-]		
Pre-question	D.1. The statements below indicate some of the changes that have been happening in Australia over the years. For each one, please say whether you think the change has gone too far, not gone far enough, or is it about right?		
Literal question	The right to show nudity and sex in films and magazines		
Security	Public		
Value	Label	Cases	Percentage
1	Extremely important	272	63.0%
2	Very important	117	27.1%
3	Fairly important	39	9.0%

# C5P8: Fed politician respect public			
Value	Label	Cases	Percentage
4	Not very important	4	0.9%
<i>Warning: these figures indicate the number of cases found in the data file. They cannot be interpreted as summary statistics of the population of interest.</i>			
# C6: Compulsory voting			
Information	[Type= continuous] [Format=numeric] [Range= 1-4] [Missing=*]		
Statistics [NW/ W]	[Valid=435 /-] [Invalid=4 /-]		
Pre-question	D.1. The statements below indicate some of the changes that have been happening in Australia over the years. For each one, please say whether you think the change has gone too far, not gone far enough, or is it about right?		
Literal question	Aboriginal land rights		
Security	Public		
Value	Label	Cases	Percentage
1	Strongly for compulsory	253	58.2%
2	For compulsory	69	15.9%
3	For people choosing	64	14.7%
4	Strongly for choosing	49	11.3%
<i>Warning: these figures indicate the number of cases found in the data file. They cannot be interpreted as summary statistics of the population of interest.</i>			
# D1MIGEO: Equal opportunities for migrants			
Information	[Type= continuous] [Format=numeric] [Range= 1-5] [Missing=*]		
Statistics [NW/ W]	[Valid=427 /-] [Invalid=12 /-]		
Pre-question	D.1. The statements below indicate some of the changes that have been happening in Australia over the years. For each one, please say whether you think the change has gone too far, not gone far enough, or is it about right?		
Literal question	Equal opportunities for women		
Security	Public		
Value	Label	Cases	Percentage
1	Gone much too far	15	3.5%
2	Gone too far	48	11.2%
3	About right	229	53.6%
4	Not gone far enough	113	26.5%
5	Not nearly far enough	22	5.2%
<i>Warning: these figures indicate the number of cases found in the data file. They cannot be interpreted as summary statistics of the population of interest.</i>			
# D1NUDSEX: Nudity & sex in films & magazines			
Information	[Type= continuous] [Format=numeric] [Range= 1-5] [Missing=*]		
Statistics [NW/ W]	[Valid=427 /-] [Invalid=12 /-]		
Pre-question	D.1. The statements below indicate some of the changes that have been happening in Australia over the years. For each one, please say whether you think the change has gone too far, not gone far enough, or is it about right?		
Literal question	The number of migrants allowed into Australia at the present time		
Security	Public		
Value	Label	Cases	Percentage
1	Gone much too far	51	11.9%
2	Gone too far	110	25.8%
3	About right	225	52.7%
4	Not gone far enough	30	7.0%

# D1NUDSEX: Nudity & sex in films & magazines			
Value	Label	Cases	Percentage
5	Not nearly far enough	11	2.6%
<i>Warning: these figures indicate the number of cases found in the data file. They cannot be interpreted as summary statistics of the population of interest.</i>			
# D1ABLND: Aboriginal land rights			
Information	[Type= continuous] [Format=numeric] [Range= 1-5] [Missing=*]		
Statistics [NW/ W]	[Valid=430 /-] [Invalid=9 /-]		
Pre-question	D.1. The statements below indicate some of the changes that have been happening in Australia over the years. For each one, please say whether you think the change has gone too far, not gone far enough, or is it about right?		
Literal question	Government help for Aborigines		
Security	Public		
Value	Label	Cases	Percentage
1	Gone much too far	27	6.3%
2	Gone too far	76	17.7%
3	About right	107	24.9%
4	Not gone far enough	124	28.8%
5	Not nearly far enough	96	22.3%
<i>Warning: these figures indicate the number of cases found in the data file. They cannot be interpreted as summary statistics of the population of interest.</i>			
# D1EQUOP: Equal opportunities for women			
Information	[Type= continuous] [Format=numeric] [Range= 1-5] [Missing=*]		
Statistics [NW/ W]	[Valid=431 /-] [Invalid=8 /-]		
Pre-question	D.1. The statements below indicate some of the changes that have been happening in Australia over the years. For each one, please say whether you think the change has gone too far, not gone far enough, or is it about right?		
Literal question	Building closer relations with Asia		
Security	Public		
Value	Label	Cases	Percentage
1	Gone much too far	5	1.2%
2	Gone too far	51	11.8%
3	About right	141	32.7%
4	Not gone far enough	166	38.5%
5	Not nearly far enough	68	15.8%
<i>Warning: these figures indicate the number of cases found in the data file. They cannot be interpreted as summary statistics of the population of interest.</i>			
# D1IMMIG: No. of migrants allowed into Australia			
Information	[Type= continuous] [Format=numeric] [Range= 1-5] [Missing=*]		
Statistics [NW/ W]	[Valid=428 /-] [Invalid=11 /-]		
Pre-question	D.2. Here are some statements about general social concerns. Please say whether you strongly agree, agree, disagree or strongly disagree with each of these statements.		
Literal question	The death penalty should be reintroduced for murder		
Security	Public		
Value	Label	Cases	Percentage
1	Gone much too far	32	7.5%
2	Gone too far	110	25.7%
3	About right	239	55.8%

# D1IMMIG: No. of migrants allowed into Australia			
Value	Label	Cases	Percentage
4	Not gone far enough	43	10.0%
5	Not nearly far enough	4	0.9%
<i>Warning: these figures indicate the number of cases found in the data file. They cannot be interpreted as summary statistics of the population of interest.</i>			
# D1ABOR: Government help for aborigines			
Information	[Type= continuous] [Format=numeric] [Range= 1-5] [Missing=*]		
Statistics [NW/ W]	[Valid=425 /-] [Invalid=14 /-]		
Pre-question	D.2. Here are some statements about general social concerns. Please say whether you strongly agree, agree, disagree or strongly disagree with each of these statements.		
Literal question	The smoking of marijuana should NOT be a criminal offence		
Security	Public		
Value	Label	Cases	Percentage
1	Gone much too far	22	5.2%
2	Gone too far	60	14.1%
3	About right	98	23.1%
4	Not gone far enough	162	38.1%
5	Not nearly far enough	83	19.5%
<i>Warning: these figures indicate the number of cases found in the data file. They cannot be interpreted as summary statistics of the population of interest.</i>			
# D1ASIA: Building closer relations with Asia			
Information	[Type= continuous] [Format=numeric] [Range= 1-5] [Missing=*]		
Statistics [NW/ W]	[Valid=426 /-] [Invalid=13 /-]		
Pre-question	D.2. Here are some statements about general social concerns. Please say whether you strongly agree, agree, disagree or strongly disagree with each of these statements.		
Literal question	Government policies should, above all, be based on rational economic calculation		
Security	Public		
Value	Label	Cases	Percentage
1	Gone much too far	10	2.3%
2	Gone too far	23	5.4%
3	About right	208	48.8%
4	Not gone far enough	154	36.2%
5	Not nearly far enough	31	7.3%
<i>Warning: these figures indicate the number of cases found in the data file. They cannot be interpreted as summary statistics of the population of interest.</i>			
# D2DEATHP: Death penalty reintroduced for murder			
Information	[Type= continuous] [Format=numeric] [Range= 1-5] [Missing=*]		
Statistics [NW/ W]	[Valid=433 /-] [Invalid=6 /-]		
Pre-question	D.2. Here are some statements about general social concerns. Please say whether you strongly agree, agree, disagree or strongly disagree with each of these statements.		
Literal question	People who break the law should be given stiffer sentences		
Security	Public		
Value	Label	Cases	Percentage
1	Strongly agree	24	5.5%
2	Agree	61	14.1%

# D2DEATHP: Death penalty reintroduced for murder			
Value	Label	Cases	Percentage
3	Neither	36	8.3%
4	Disagree	80	18.5%
5	Strongly disagree	232	53.6%
<i>Warning: these figures indicate the number of cases found in the data file. They cannot be interpreted as summary statistics of the population of interest.</i>			
# D2MARIJ: Marijuana not be criminal			
Information	[Type= continuous] [Format=numeric] [Range= 1-5] [Missing=*]		
Statistics [NW/ W]	[Valid=433 /-] [Invalid=6 /-]		
Pre-question	D.2. Here are some statements about general social concerns. Please say whether you strongly agree, agree, disagree or strongly disagree with each of these statements.		
Literal question	Women should be given preferential treatment when applying for jobs and promotions		
Security	Public		
Value	Label	Cases	Percentage
1	Strongly agree	149	34.4%
2	Agree	139	32.1%
3	Neither	50	11.5%
4	Disagree	62	14.3%
5	Strongly disagree	33	7.6%
<i>Warning: these figures indicate the number of cases found in the data file. They cannot be interpreted as summary statistics of the population of interest.</i>			
# D2RATION: Policies based on rational calculation			
Information	[Type= continuous] [Format=numeric] [Range= 1-5] [Missing=*]		
Statistics [NW/ W]	[Valid=427 /-] [Invalid=12 /-]		
Pre-question	D.2. Here are some statements about general social concerns. Please say whether you strongly agree, agree, disagree or strongly disagree with each of these statements.		
Literal question	In Australian society, anyone who is prepared to make the effort can succeed		
Security	Public		
Value	Label	Cases	Percentage
1	Strongly agree	28	6.6%
2	Agree	69	16.2%
3	Neither	77	18.0%
4	Disagree	138	32.3%
5	Strongly disagree	115	26.9%
<i>Warning: these figures indicate the number of cases found in the data file. They cannot be interpreted as summary statistics of the population of interest.</i>			
# D2LAWBRK: Stiffer sentences if break law			
Information	[Type= continuous] [Format=numeric] [Range= 1-5] [Missing=*]		
Statistics [NW/ W]	[Valid=425 /-] [Invalid=14 /-]		
Pre-question	D.2. Here are some statements about general social concerns. Please say whether you strongly agree, agree, disagree or strongly disagree with each of these statements.		
Literal question	The government should increase opportunities for women in business and industry		
Security	Public		
Value	Label	Cases	Percentage
1	Strongly agree	46	10.8%

# D2LAWBRK: Stiffer sentences if break law			
Value	Label	Cases	Percentage
2	Agree	102	24.0%
3	Neither	145	34.1%
4	Disagree	87	20.5%
5	Strongly disagree	45	10.6%
<i>Warning: these figures indicate the number of cases found in the data file. They cannot be interpreted as summary statistics of the population of interest.</i>			
# D2PREF: Women given preferential treatment			
Information	[Type= continuous] [Format=numeric] [Range= 1-5] [Missing=*]		
Statistics [NW/ W]	[Valid=433 /-] [Invalid=6 /-]		
Literal question	D.3. Which one of these statements comes closest to how you feel about abortion in Australia? <li able="" abortion="" an="" be="" li="" obtain="" one<="" readily="" should="" they="" to="" value="1>Women" want="" when=""> <li allowed="" be="" circumstances<="" in="" li="" only="" should="" special="" value="2>Abortion"> <li allowed="" any="" be="" circumstances<="" li="" not="" should="" under="" value="3>Abortion"> <li know<="" li="" value="4>Don't"> 		
Security	Public		
Value	Label	Cases	Percentage
1	Strongly agree	5	1.2%
2	Agree	34	7.9%
3	Neither	113	26.1%
4	Disagree	190	43.9%
5	Strongly disagree	91	21.0%
<i>Warning: these figures indicate the number of cases found in the data file. They cannot be interpreted as summary statistics of the population of interest.</i>			
# D2SUCCES: In Australian society anyone can succeed			
Information	[Type= continuous] [Format=numeric] [Range= 1-5] [Missing=*]		
Statistics [NW/ W]	[Valid=432 /-] [Invalid=7 /-]		
Literal question	D.4. Do you think that the government should spend more or spend less on defence? <li defence<="" li="" more="" much="" on="" value="1>Spend"> <li defence<="" li="" more="" on="" some="" value="2>Spend"> <li at="" li="" present<="" right="" value="3>About"> <li defence<="" less="" li="" on="" value="4>Spend"> <li a="" defence<="" less="" li="" lot="" on="" value="5>Spend"> 		
Security	Public		
Value	Label	Cases	Percentage
1	Strongly agree	53	12.3%
2	Agree	121	28.0%
3	Neither	72	16.7%
4	Disagree	133	30.8%
5	Strongly disagree	53	12.3%
<i>Warning: these figures indicate the number of cases found in the data file. They cannot be interpreted as summary statistics of the population of interest.</i>			
# D2OPP: Increase opportunities for women			
Information	[Type= continuous] [Format=numeric] [Range= 1-5] [Missing=*]		
Statistics [NW/ W]	[Valid=431 /-] [Invalid=8 /-]		
Pre-question	D.5. In your opinion, are any of the following countries likely to pose a threat to Australia's security?		
Literal question	1. Japan		
Security	Public		
Value	Label	Cases	Percentage
1	Strongly agree	49	11.4%

# D2OPP: Increase opportunities for women			
Value	Label	Cases	Percentage
2	Agree	187	43.4%
3	Neither	103	23.9%
4	Disagree	72	16.7%
5	Strongly disagree	20	4.6%
<i>Warning: these figures indicate the number of cases found in the data file. They cannot be interpreted as summary statistics of the population of interest.</i>			
# D3: Abortion			
Information	[Type= continuous] [Format=numeric] [Range= 1-4] [Missing=*]		
Statistics [NW/ W]	[Valid=430 /-] [Invalid=9 /-]		
Pre-question	D.5. In your opinion, are any of the following countries likely to pose a threat to Australia's security?		
Literal question	2. United States		
Security	Public		
Value	Label	Cases	Percentage
1	Whenever they want one	273	63.5%
2	Only in special circumstances	141	32.8%
3	Should not be allowed	8	1.9%
4	Dont know	8	1.9%
<i>Warning: these figures indicate the number of cases found in the data file. They cannot be interpreted as summary statistics of the population of interest.</i>			
# D4: Spend more or less on defence			
Information	[Type= continuous] [Format=numeric] [Range= 1-5] [Missing=*]		
Statistics [NW/ W]	[Valid=433 /-] [Invalid=6 /-]		
Pre-question	D.5. In your opinion, are any of the following countries likely to pose a threat to Australia's security?		
Literal question	3. China		
Security	Public		
Value	Label	Cases	Percentage
1	Much more on defence	26	6.0%
2	Some more on defence	92	21.2%
3	About right	142	32.8%
4	Less on defence	87	20.1%
5	A lot less on defence	86	19.9%
<i>Warning: these figures indicate the number of cases found in the data file. They cannot be interpreted as summary statistics of the population of interest.</i>			
# D5JAPAN: Japan threat to Aust. security			
Information	[Type= continuous] [Format=numeric] [Range= 1-3] [Missing=*]		
Statistics [NW/ W]	[Valid=390 /-] [Invalid=49 /-]		
Pre-question	D.5. In your opinion, are any of the following countries likely to pose a threat to Australia's security?		
Literal question	4. Papua New Guinea		
Security	Public		
Value	Label	Cases	Percentage
1	Very likely	6	1.5%
2	Fairly likely	48	12.3%
3	Not very likely	336	86.2%
<i>Warning: these figures indicate the number of cases found in the data file. They cannot be interpreted as summary statistics of the population of interest.</i>			
















# D5US: United States threat to Aust. security			
Information	[Type= continuous] [Format=numeric] [Range= 1-3] [Missing=*]		
Statistics [NW/ W]	[Valid=391 /-] [Invalid=48 /-]		
Pre-question	D.5. In your opinion, are any of the following countries likely to pose a threat to Australia's security?		
Literal question	5. Vietnam		
Security	Public		
Value	Label	Cases	Percentage
1	Very likely	22	5.6%
2	Fairly likely	30	7.7%
3	Not very likely	339	86.7%
<i>Warning: these figures indicate the number of cases found in the data file. They cannot be interpreted as summary statistics of the population of interest.</i>			
# D5CHINA: China threat to Aust. security			
Information	[Type= continuous] [Format=numeric] [Range= 1-3] [Missing=*]		
Statistics [NW/ W]	[Valid=406 /-] [Invalid=33 /-]		
Pre-question	D.5. In your opinion, are any of the following countries likely to pose a threat to Australia's security?		
Literal question	6. Malaysia		
Security	Public		
Value	Label	Cases	Percentage
1	Very likely	33	8.1%
2	Fairly likely	134	33.0%
3	Not very likely	239	58.9%
<i>Warning: these figures indicate the number of cases found in the data file. They cannot be interpreted as summary statistics of the population of interest.</i>			
# D5PNG: Papua New Guinea threat to Aust. security			
Information	[Type= continuous] [Format=numeric] [Range= 1-3] [Missing=*]		
Statistics [NW/ W]	[Valid=389 /-] [Invalid=50 /-]		
Pre-question	D.5. In your opinion, are any of the following countries likely to pose a threat to Australia's security?		
Literal question	7. Singapore		
Security	Public		
Value	Label	Cases	Percentage
1	Very likely	7	1.8%
2	Fairly likely	28	7.2%
3	Not very likely	354	91.0%
<i>Warning: these figures indicate the number of cases found in the data file. They cannot be interpreted as summary statistics of the population of interest.</i>			
# D5VIETN: Vietnam threat to Aust. security			
Information	[Type= continuous] [Format=numeric] [Range= 1-3] [Missing=*]		
Statistics [NW/ W]	[Valid=385 /-] [Invalid=54 /-]		
Pre-question	D.5. In your opinion, are any of the following countries likely to pose a threat to Australia's security?		
Literal question	8. Indonesia		
Security	Public		
Value	Label	Cases	Percentage
1	Very likely	3	0.8%

# D5VIETN: Vietnam threat to Aust. security			
Value	Label	Cases	Percentage
2	Fairly likely	16	4.2%
3	Not very likely	366	95.1%
<i>Warning: these figures indicate the number of cases found in the data file. They cannot be interpreted as summary statistics of the population of interest.</i>			
# D5MALAY: Malaysia threat to Aust. security			
Information	[Type= continuous] [Format=numeric] [Range= 1-3] [Missing=*]		
Statistics [NW/ W]	[Valid=386 /-] [Invalid=53 /-]		
Pre-question	D.5. In your opinion, are any of the following countries likely to pose a threat to Australia's security?		
Literal question	9. New Zealand		
Security	Public		
Value	Label	Cases	Percentage
1	Very likely	6	1.6%
2	Fairly likely	54	14.0%
3	Not very likely	326	84.5%
<i>Warning: these figures indicate the number of cases found in the data file. They cannot be interpreted as summary statistics of the population of interest.</i>			
# D5SINGAP: Singapore threat to Aust. security			
Information	[Type= continuous] [Format=numeric] [Range= 1-3] [Missing=*]		
Statistics [NW/ W]	[Valid=385 /-] [Invalid=54 /-]		
Pre-question	D.5. In your opinion, are any of the following countries likely to pose a threat to Australia's security?		
Literal question	10. India		
Security	Public		
Value	Label	Cases	Percentage
1	Very likely	0	
2	Fairly likely	13	3.4%
3	Not very likely	372	96.6%
<i>Warning: these figures indicate the number of cases found in the data file. They cannot be interpreted as summary statistics of the population of interest.</i>			
# D5INDON: Indonesia threat to Aust. security			
Information	[Type= continuous] [Format=numeric] [Range= 1-3] [Missing=*]		
Statistics [NW/ W]	[Valid=412 /-] [Invalid=27 /-]		
Pre-question	D.6. Australia has defence and security relations with many countries. How important do you think it is that we have defence and security relations with these countries?		
Literal question	1. Japan		
Security	Public		
Value	Label	Cases	Percentage
1	Very likely	76	18.4%
2	Fairly likely	155	37.6%
3	Not very likely	181	43.9%
<i>Warning: these figures indicate the number of cases found in the data file. They cannot be interpreted as summary statistics of the population of interest.</i>			
# D5NZ: New Zealand threat to Aust. security			
Information	[Type= continuous] [Format=numeric] [Range= 1-3] [Missing=*]		
Statistics [NW/ W]	[Valid=386 /-] [Invalid=53 /-]		

# D5NZ: New Zealand threat to Aust. security			
Pre-question	D.6. Australia has defence and security relations with many countries. How important do you think it is that we have defence and security relations with these countries?		
Literal question	2. United States		
Security	Public		
Value	Label	Cases	Percentage
1	Very likely	3	0.8%
2	Fairly likely	4	1.0%
3	Not very likely	379	98.2%
<i>Warning: these figures indicate the number of cases found in the data file. They cannot be interpreted as summary statistics of the population of interest.</i>			
# D5INDIA: India threat to Aust. security			
Information	[Type= continuous] [Format=numeric] [Range= 1-3] [Missing=*]		
Statistics [NW/ W]	[Valid=391 /-] [Invalid=48 /-]		
Pre-question	D.6. Australia has defence and security relations with many countries. How important do you think it is that we have defence and security relations with these countries?		
Literal question	3. China		
Security	Public		
Value	Label	Cases	Percentage
1	Very likely	7	1.8%
2	Fairly likely	34	8.7%
3	Not very likely	350	89.5%
<i>Warning: these figures indicate the number of cases found in the data file. They cannot be interpreted as summary statistics of the population of interest.</i>			
# D6JAPAN: Japan important defence relations			
Information	[Type= continuous] [Format=numeric] [Range= 1-3] [Missing=*]		
Statistics [NW/ W]	[Valid=411 /-] [Invalid=28 /-]		
Pre-question	D.6. Australia has defence and security relations with many countries. How important do you think it is that we have defence and security relations with these countries?		
Literal question	4. Papua New Guinea		
Security	Public		
Value	Label	Cases	Percentage
1	Very important	116	28.2%
2	Fairly important	208	50.6%
3	Not important	87	21.2%
<i>Warning: these figures indicate the number of cases found in the data file. They cannot be interpreted as summary statistics of the population of interest.</i>			
# D6US: United States important defence relations			
Information	[Type= continuous] [Format=numeric] [Range= 1-3] [Missing=*]		
Statistics [NW/ W]	[Valid=421 /-] [Invalid=18 /-]		
Pre-question	D.6. Australia has defence and security relations with many countries. How important do you think it is that we have defence and security relations with these countries?		
Literal question	5. Vietnam		
Security	Public		
Value	Label	Cases	Percentage
1	Very important	211	50.1%

# D6US: United States important defence relations			
Value	Label	Cases	Percentage
2	Fairly important	150	35.6%
3	Not important	60	14.3%
<i>Warning: these figures indicate the number of cases found in the data file. They cannot be interpreted as summary statistics of the population of interest.</i>			
# D6CHINA: China important defence relations			
Information	[Type= continuous] [Format=numeric] [Range= 1-3] [Missing=*]		
Statistics [NW/ W]	[Valid=402 /-] [Invalid=37 /-]		
Pre-question	D.6. Australia has defence and security relations with many countries. How important do you think it is that we have defence and security relations with these countries?		
Literal question	6. Malaysia		
Security	Public		
Value	Label	Cases	Percentage
1	Very important	89	22.1%
2	Fairly important	191	47.5%
3	Not important	122	30.3%
<i>Warning: these figures indicate the number of cases found in the data file. They cannot be interpreted as summary statistics of the population of interest.</i>			
# D6PNG: Papua New Guinea important defence relations			
Information	[Type= continuous] [Format=numeric] [Range= 1-3] [Missing=*]		
Statistics [NW/ W]	[Valid=412 /-] [Invalid=27 /-]		
Pre-question	D.6. Australia has defence and security relations with many countries. How important do you think it is that we have defence and security relations with these countries?		
Literal question	7. Singapore		
Security	Public		
Value	Label	Cases	Percentage
1	Very important	170	41.3%
2	Fairly important	191	46.4%
3	Not important	51	12.4%
<i>Warning: these figures indicate the number of cases found in the data file. They cannot be interpreted as summary statistics of the population of interest.</i>			
# D6VIETN: Vietnam important defence relations			
Information	[Type= continuous] [Format=numeric] [Range= 1-3] [Missing=*]		
Statistics [NW/ W]	[Valid=401 /-] [Invalid=38 /-]		
Pre-question	D.6. Australia has defence and security relations with many countries. How important do you think it is that we have defence and security relations with these countries?		
Literal question	8. Indonesia		
Security	Public		
Value	Label	Cases	Percentage
1	Very important	63	15.7%
2	Fairly important	180	44.9%
3	Not important	158	39.4%
<i>Warning: these figures indicate the number of cases found in the data file. They cannot be interpreted as summary statistics of the population of interest.</i>			
# D6MALAY: Malaysia important defence relations			
Information	[Type= continuous] [Format=numeric] [Range= 1-3] [Missing=*]		

# D6MALAY: Malaysia important defence relations			
Statistics [NW/ W]	[Valid=408 /-] [Invalid=31 /-]		
Pre-question	D.6. Australia has defence and security relations with many countries. How important do you think it is that we have defence and security relations with these countries?		
Literal question	9. New Zealand		
Security	Public		
Value	Label	Cases	Percentage
1	Very important	90	22.1%
2	Fairly important	213	52.2%
3	Not important	105	25.7%
<i>Warning: these figures indicate the number of cases found in the data file. They cannot be interpreted as summary statistics of the population of interest.</i>			
# D6SINGAP: Singapore important defence relations			
Information	[Type= continuous] [Format=numeric] [Range= 1-3] [Missing=*]		
Statistics [NW/ W]	[Valid=409 /-] [Invalid=30 /-]		
Pre-question	D.6. Australia has defence and security relations with many countries. How important do you think it is that we have defence and security relations with these countries?		
Literal question	10. India		
Security	Public		
Value	Label	Cases	Percentage
1	Very important	88	21.5%
2	Fairly important	209	51.1%
3	Not important	112	27.4%
<i>Warning: these figures indicate the number of cases found in the data file. They cannot be interpreted as summary statistics of the population of interest.</i>			
# D6INDON: Indonesia important defence relations			
Information	[Type= continuous] [Format=numeric] [Range= 1-3] [Missing=*]		
Statistics [NW/ W]	[Valid=411 /-] [Invalid=28 /-]		
Pre-question	D.7. Please say whether you strongly agree, agree, disagree or strongly disagree with each of the following statements.		
Literal question	Australia's defence is stronger now than it was 10 years ago		
Security	Public		
Value	Label	Cases	Percentage
1	Very important	156	38.0%
2	Fairly important	185	45.0%
3	Not important	70	17.0%
<i>Warning: these figures indicate the number of cases found in the data file. They cannot be interpreted as summary statistics of the population of interest.</i>			
# D6NZ: New Zealand important defence relations			
Information	[Type= continuous] [Format=numeric] [Range= 1-3] [Missing=*]		
Statistics [NW/ W]	[Valid=418 /-] [Invalid=21 /-]		
Pre-question	D.7. Please say whether you strongly agree, agree, disagree or strongly disagree with each of the following statements.		
Literal question	The security agreement between Australia and Indonesia means that we can trust Indonesia never to be a military threat		
Security	Public		
Value	Label	Cases	Percentage
1	Very important	221	52.9%

# D6NZ: New Zealand important defence relations			
Value	Label	Cases	Percentage
2	Fairly important	155	 37.1%
3	Not important	42	 10.0%
<i>Warning: these figures indicate the number of cases found in the data file. They cannot be interpreted as summary statistics of the population of interest.</i>			
# D6INDIA: India important defence relations			
Information	[Type= continuous] [Format=numeric] [Range= 1-3] [Missing=*]		
Statistics [NW/ W]	[Valid=401 /-] [Invalid=38 /-]		
Pre-question	D.7. Please say whether you strongly agree, agree, disagree or strongly disagree with each of the following statements.		
Literal question	The end of the Cold War has made the Asia-Pacific region less safe		
Security	Public		
Value	Label	Cases	Percentage
1	Very important	64	 16.0%
2	Fairly important	196	 48.9%
3	Not important	141	 35.2%
<i>Warning: these figures indicate the number of cases found in the data file. They cannot be interpreted as summary statistics of the population of interest.</i>			
# D7P1: Aust defence stronger than 10 yrs ago			
Information	[Type= continuous] [Format=numeric] [Range= 1-5] [Missing=*]		
Statistics [NW/ W]	[Valid=425 /-] [Invalid=14 /-]		
Pre-question	D.7. Please say whether you strongly agree, agree, disagree or strongly disagree with each of the following statements.		
Literal question	Australia would be able to defend itself successfully if it were ever attacked		
Security	Public		
Value	Label	Cases	Percentage
1	Strongly agree	16	 3.8%
2	Agree	108	 25.4%
3	Neither	166	 39.1%
4	Disagree	100	 23.5%
5	Strongly disagree	35	 8.2%
<i>Warning: these figures indicate the number of cases found in the data file. They cannot be interpreted as summary statistics of the population of interest.</i>			
# D7P2: Security agreement between Aust and Indon			
Information	[Type= continuous] [Format=numeric] [Range= 1-5] [Missing=*]		
Statistics [NW/ W]	[Valid=426 /-] [Invalid=13 /-]		
Pre-question	D.7. Please say whether you strongly agree, agree, disagree or strongly disagree with each of the following statements.		
Literal question	Australia should concentrate on defence co-operation with our Asian neighbours rather than with the United States		
Security	Public		
Value	Label	Cases	Percentage
1	Strongly agree	4	 0.9%
2	Agree	17	 4.0%
3	Neither	83	 19.5%
4	Disagree	209	 49.1%
5	Strongly disagree	113	 26.5%
<i>Warning: these figures indicate the number of cases found in the data file. They cannot be interpreted as summary statistics of the population of interest.</i>			

# D7P3: Pacific region less safe			
Information	[Type= continuous] [Format=numeric] [Range= 1-5] [Missing=*]		
Statistics [NW/ W]	[Valid=425 /-] [Invalid=14 /-]		
Literal question	D.8. Which of these statements comes closer to your views:<li value=1>Industry should be prevented from causing damage to the environment, even if this sometimes leads to higher prices<li value=2>OR Industry should keep prices down, even if this sometimes causes damage to the environment<li value=3>Don't know, haven't thought much about it		
Security	Public		
Value	Label	Cases	Percentage
1	Strongly agree	8	1.9%
2	Agree	82	19.3%
3	Neither	128	30.1%
4	Disagree	180	42.4%
5	Strongly disagree	27	6.4%
<i>Warning: these figures indicate the number of cases found in the data file. They cannot be interpreted as summary statistics of the population of interest.</i>			









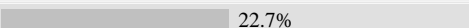



# D7P4: Aust would be able to defend itself			
Information	[Type= continuous] [Format=numeric] [Range= 1-5] [Missing=*]		
Statistics [NW/ W]	[Valid=424 /-] [Invalid=15 /-]		
Literal question	D.9. And which of these statements comes closer to your own views:<li value=1>Governments should do more to protect the environment, even if this sometimes leads to higher taxes for everyone<li value=2>OR Governments should keep taxes low, even if this sometimes means that they do less for the environment<li value=3>Don't know, haven't thought much about it		
Security	Public		
Value	Label	Cases	Percentage
1	Strongly agree	4	0.9%
2	Agree	86	20.3%
3	Neither	95	22.4%
4	Disagree	160	37.7%
5	Strongly disagree	79	18.6%
<i>Warning: these figures indicate the number of cases found in the data file. They cannot be interpreted as summary statistics of the population of interest.</i>			
# D7P5: Should organise defence with Asia			
Information	[Type= continuous] [Format=numeric] [Range= 1-5] [Missing=*]		
Statistics [NW/ W]	[Valid=423 /-] [Invalid=16 /-]		
Pre-question	D.10. Finally in this section, a question about what you think the aims of Australia should be for the next ten years. Here is a list of four aims that different people would give priority.<li value=1>Maintain order in the nation<li value=2>Give people more say in important government decisions<li value=3>Fight rising prices<li value=4>Protect freedom of speech		
Literal question	If you had to choose among these four aims, which would be your first choice? PUT THE NUMBER OF THE STATEMENT IN THE APPROPRIATE BOX.		
Security	Public		
Value	Label	Cases	Percentage
1	Strongly agree	30	7.1%
2	Agree	115	27.2%
3	Neither	141	33.3%
4	Disagree	115	27.2%
5	Strongly disagree	22	5.2%
<i>Warning: these figures indicate the number of cases found in the data file. They cannot be interpreted as summary statistics of the population of interest.</i>			
# D8: Views on prices and the environment			
Information	[Type= continuous] [Format=numeric] [Range= 1-3] [Missing=*]		
Statistics [NW/ W]	[Valid=425 /-] [Invalid=14 /-]		
Pre-question	D.10. Finally in this section, a question about what you think the aims of Australia should be for the next ten years. Here is a list of four aims that different people would give priority.<li value=1>Maintain order in the nation<li value=2>Give people more say in important government decisions<li value=3>Fight rising prices<li value=4>Protect freedom of speech		
Literal question	And which would be your second choice? PUT THE NUMBER OF THE STATEMENT IN THE APPROPRIATE BOX.		
Security	Public		
Value	Label	Cases	Percentage
1	Industry protect environment	415	97.6%
2	Industry keep prices low	7	1.6%
3	Dont know	3	0.7%
<i>Warning: these figures indicate the number of cases found in the data file. They cannot be interpreted as summary statistics of the population of interest.</i>			

# D9: Views on taxes and the environment			
Information	[Type= continuous] [Format=numeric] [Range= 1-3] [Missing=*]		
Statistics [NW/ W]	[Valid=424 /-] [Invalid=15 /-]		
Pre-question	E.1. Some people say the following things are important for being truly Australian. Others say they are not important. How important do you think each thing is?		
Literal question	Being born in Australia		
Security	Public		
Value	Label	Cases	Percentage
1	Govt protect environment	390	92.0%
2	Govt keep taxes low	32	7.5%
3	Dont know	2	0.5%
<i>Warning: these figures indicate the number of cases found in the data file. They cannot be interpreted as summary statistics of the population of interest.</i>			
# D10AIMS1: Aims of Australia - first choice			
Information	[Type= continuous] [Format=numeric] [Range= 1-4] [Missing=*]		
Statistics [NW/ W]	[Valid=423 /-] [Invalid=16 /-]		
Pre-question	E.1. Some people say the following things are important for being truly Australian. Others say they are not important. How important do you think each thing is?		
Literal question	Having Australian citizenship		
Security	Public		
Value	Label	Cases	Percentage
1	Maintain order	92	21.7%
2	Give people more say	196	46.3%
3	Fight rising prices	28	6.6%
4	Protect free speech	107	25.3%
<i>Warning: these figures indicate the number of cases found in the data file. They cannot be interpreted as summary statistics of the population of interest.</i>			
# D10AIMS2: Aims of Australia - second choice			
Information	[Type= continuous] [Format=numeric] [Range= 1-4] [Missing=*]		
Statistics [NW/ W]	[Valid=419 /-] [Invalid=20 /-]		
Pre-question	E.1. Some people say the following things are important for being truly Australian. Others say they are not important. How important do you think each thing is?		
Literal question	Living in Australia most of one's life		
Security	Public		
Value	Label	Cases	Percentage
1	Maintain order	64	15.3%
2	Give people more say	105	25.1%
3	Fight rising prices	62	14.8%
4	Protect free speech	188	44.9%
<i>Warning: these figures indicate the number of cases found in the data file. They cannot be interpreted as summary statistics of the population of interest.</i>			
# CARD4			
Information	[Type= continuous] [Format=numeric] [Range= 4-4] [Missing=*]		
Statistics [NW/ W]	[Valid=439 /-] [Invalid=0 /-] [Mean=4 /-] [StdDev=0 /-]		
Pre-question	E.1. Some people say the following things are important for being truly Australian. Others say they are not important. How important do you think each thing is?		

# CARD4			
Literal question	Being able to speak English		
Security	Public		
# E1BNAUST: Truly Australian be born in Aust			
Information	[Type= continuous] [Format=numeric] [Range= 1-4] [Missing=*]		
Statistics [NW/ W]	[Valid=428 /-] [Invalid=11 /-]		
Pre-question	E.1. Some people say the following things are important for being truly Australian. Others say they are not important. How important do you think each thing is?		
Literal question	Being Christian		
Security	Public		
Value	Label	Cases	Percentage
1	Very important	36	8.4%
2	Fairly important	90	21.0%
3	Not very important	156	36.4%
4	Not at all important	146	34.1%
<i>Warning: these figures indicate the number of cases found in the data file. They cannot be interpreted as summary statistics of the population of interest.</i>			
# E1AUSCIT: Truly Australian be citizen			
Information	[Type= continuous] [Format=numeric] [Range= 1-4] [Missing=*]		
Statistics [NW/ W]	[Valid=430 /-] [Invalid=9 /-]		
Pre-question	E.1. Some people say the following things are important for being truly Australian. Others say they are not important. How important do you think each thing is?		
Literal question	Respecting Australia's political institutions and laws		
Security	Public		
Value	Label	Cases	Percentage
1	Very important	228	53.0%
2	Fairly important	150	34.9%
3	Not very important	34	7.9%
4	Not at all important	18	4.2%
<i>Warning: these figures indicate the number of cases found in the data file. They cannot be interpreted as summary statistics of the population of interest.</i>			
# E1LIVAUS: Truly Australian live in Aust			
Information	[Type= continuous] [Format=numeric] [Range= 1-4] [Missing=*]		
Statistics [NW/ W]	[Valid=429 /-] [Invalid=10 /-]		
Pre-question	E.1. Some people say the following things are important for being truly Australian. Others say they are not important. How important do you think each thing is?		
Literal question	Feeling Australian		
Security	Public		
Value	Label	Cases	Percentage
1	Very important	42	9.8%
2	Fairly important	152	35.4%
3	Not very important	176	41.0%
4	Not at all important	59	13.8%
<i>Warning: these figures indicate the number of cases found in the data file. They cannot be interpreted as summary statistics of the population of interest.</i>			

# E1SPKENG: Truly Australian speak English			
Information	[Type= continuous] [Format=numeric] [Range= 1-4] [Missing=*]		
Statistics [NW/ W]	[Valid=432 /-] [Invalid=7 /-]		
Pre-question	E.2. How proud are you of Australia in each of the following?		
Literal question	The way democracy works		
Security	Public		
Value	Label	Cases	Percentage
1	Very important	150	34.7%
2	Fairly important	189	43.8%
3	Not very important	56	13.0%
4	Not at all important	37	8.6%
<i>Warning: these figures indicate the number of cases found in the data file. They cannot be interpreted as summary statistics of the population of interest.</i>			
# E1CHRIST: Truly Australian be Christian			
Information	[Type= continuous] [Format=numeric] [Range= 1-4] [Missing=*]		
Statistics [NW/ W]	[Valid=427 /-] [Invalid=12 /-]		
Pre-question	E.2. How proud are you of Australia in each of the following?		
Literal question	Its political influence in the world		
Security	Public		
Value	Label	Cases	Percentage
1	Very important	16	3.7%
2	Fairly important	44	10.3%
3	Not very important	95	22.2%
4	Not at all important	272	63.7%
<i>Warning: these figures indicate the number of cases found in the data file. They cannot be interpreted as summary statistics of the population of interest.</i>			
# E1AUSLAW: Truly Australian respect law			
Information	[Type= continuous] [Format=numeric] [Range= 1-4] [Missing=*]		
Statistics [NW/ W]	[Valid=431 /-] [Invalid=8 /-]		
Pre-question	E.2. How proud are you of Australia in each of the following?		
Literal question	Australia's economic achievements		
Security	Public		
Value	Label	Cases	Percentage
1	Very important	289	67.1%
2	Fairly important	113	26.2%
3	Not very important	19	4.4%
4	Not at all important	10	2.3%
<i>Warning: these figures indicate the number of cases found in the data file. They cannot be interpreted as summary statistics of the population of interest.</i>			
# E1FEELAU: Truly Australian feel Aust			
Information	[Type= continuous] [Format=numeric] [Range= 1-4] [Missing=*]		
Statistics [NW/ W]	[Valid=430 /-] [Invalid=9 /-]		
Pre-question	E.2. How proud are you of Australia in each of the following?		
Literal question	Its social security system		
Security	Public		

# E1FEELAU: Truly Australian feel Aust			
Value	Label	Cases	Percentage
1	Very important	300	69.8%
2	Fairly important	104	24.2%
3	Not very important	16	3.7%
4	Not at all important	10	2.3%
<i>Warning: these figures indicate the number of cases found in the data file. They cannot be interpreted as summary statistics of the population of interest.</i>			
# E2DEMOC: Proud of Australian democracy			
Information	[Type= continuous] [Format=numeric] [Range= 1-4] [Missing=*]		
Statistics [NW/ W]	[Valid=428 /-] [Invalid=11 /-]		
Pre-question	E.2. How proud are you of Australia in each of the following?		
Literal question	Its scientific and technological achievements		
Security	Public		
Value	Label	Cases	Percentage
1	Very proud	190	44.4%
2	Fairly proud	171	40.0%
3	Not very proud	55	12.9%
4	Not proud at all	12	2.8%
<i>Warning: these figures indicate the number of cases found in the data file. They cannot be interpreted as summary statistics of the population of interest.</i>			
# E2POLINF: Proud of Australian influence			
Information	[Type= continuous] [Format=numeric] [Range= 1-4] [Missing=*]		
Statistics [NW/ W]	[Valid=423 /-] [Invalid=16 /-]		
Pre-question	E.2. How proud are you of Australia in each of the following?		
Literal question	Its history		
Security	Public		
Value	Label	Cases	Percentage
1	Very proud	53	12.5%
2	Fairly proud	242	57.2%
3	Not very proud	107	25.3%
4	Not proud at all	21	5.0%
<i>Warning: these figures indicate the number of cases found in the data file. They cannot be interpreted as summary statistics of the population of interest.</i>			
# E2ECONOM: Proud of Australian economics			
Information	[Type= continuous] [Format=numeric] [Range= 1-4] [Missing=*]		
Statistics [NW/ W]	[Valid=422 /-] [Invalid=17 /-]		
Pre-question	E.2. How proud are you of Australia in each of the following?		
Literal question	Australia's armed forces		
Security	Public		
Value	Label	Cases	Percentage
1	Very proud	53	12.6%
2	Fairly proud	159	37.7%
3	Not very proud	164	38.9%
4	Not proud at all	46	10.9%

# E2ECONOM: Proud of Australian economics			
<i>Warning: these figures indicate the number of cases found in the data file. They cannot be interpreted as summary statistics of the population of interest.</i>			
# E2SOCSEC: Proud of Australian security			
Information	[Type= continuous] [Format=numeric] [Range= 1-4] [Missing=*]		
Statistics [NW/ W]	[Valid=430 /-] [Invalid=9 /-]		
Pre-question	E.2. How proud are you of Australia in each of the following?		
Literal question	Its achievements in sports		
Security	Public		
Value	Label	Cases	Percentage
1	Very proud	112	 26.0%
2	Fairly proud	218	 50.7%
3	Not very proud	73	 17.0%
4	Not proud at all	27	 6.3%
<i>Warning: these figures indicate the number of cases found in the data file. They cannot be interpreted as summary statistics of the population of interest.</i>			
# E2SCIENC: Proud of Australian science			
Information	[Type= continuous] [Format=numeric] [Range= 1-4] [Missing=*]		
Statistics [NW/ W]	[Valid=428 /-] [Invalid=11 /-]		
Pre-question	E.2. How proud are you of Australia in each of the following?		
Literal question	Its achievements in the arts and literature		
Security	Public		
Value	Label	Cases	Percentage
1	Very proud	175	 40.9%
2	Fairly proud	214	 50.0%
3	Not very proud	33	 7.7%
4	Not proud at all	6	 1.4%
<i>Warning: these figures indicate the number of cases found in the data file. They cannot be interpreted as summary statistics of the population of interest.</i>			
# E2HISTORY: Proud of Australian history			
Information	[Type= continuous] [Format=numeric] [Range= 1-4] [Missing=*]		
Statistics [NW/ W]	[Valid=427 /-] [Invalid=12 /-]		
Literal question	E.3. How important do you feel the Queen and the Royal Family are to Australia?		
Security	Public		
Value	Label	Cases	Percentage
1	Very proud	97	 22.7%
2	Fairly proud	164	 38.4%
3	Not very proud	124	 29.0%
4	Not proud at all	42	 9.8%
<i>Warning: these figures indicate the number of cases found in the data file. They cannot be interpreted as summary statistics of the population of interest.</i>			
# E2FORCES: Proud of Australian forces			
Information	[Type= continuous] [Format=numeric] [Range= 1-4] [Missing=*]		
Statistics [NW/ W]	[Valid=418 /-] [Invalid=21 /-]		
Literal question	E.4. Do you think that Australia should become a republic with an Australian head of state, or should the Queen be retained as head of state? <ul style="list-style-type: none"> value=1>Strongly favour becoming republic value=2>Favour becoming republic 		

# E2FORCES: Proud of Australian forces			
	value=3>Favour retaining the Queen as head of state<li value=4>Strongly favour retaining the Queen as head of state		
Security	Public		
Value	Label	Cases	Percentage
1	Very proud	82	19.6%
2	Fairly proud	199	47.6%
3	Not very proud	91	21.8%
4	Not proud at all	46	11.0%
<i>Warning: these figures indicate the number of cases found in the data file. They cannot be interpreted as summary statistics of the population of interest</i>			
# E2SPORT: Proud of Australian sports			
Information	[Type= continuous] [Format=numeric] [Range= 1-4] [Missing=*]		
Statistics [NW/ W]	[Valid=425 /-] [Invalid=14 /-]		
Literal question	E.5. If Australia becomes a republic with an Australian head of state, should the head of state be elected by the voters or elected by Parliament?<li value=1>Strongly favour election by voters<li value=2>Favour election by voters<li value=3>Favour election by Parliament<li value=4>Strongly favour election by Parliament		
Security	Public		
Value	Label	Cases	Percentage
1	Very proud	199	46.8%
2	Fairly proud	178	41.9%
3	Not very proud	30	7.1%
4	Not proud at all	18	4.2%
<i>Warning: these figures indicate the number of cases found in the data file. They cannot be interpreted as summary statistics of the population of interest.</i>			
# E2ARTS: Proud of Australian art			
Information	[Type= continuous] [Format=numeric] [Range= 1-4] [Missing=*]		
Statistics [NW/ W]	[Valid=425 /-] [Invalid=14 /-]		
Literal question	E.6. On the issue of the Australian flag, do you...<li value=1>Strongly favour changing the flag<li value=2>Favour changing the flag<li value=3>Favour retaining the flag<li value=4>Strongly favour retaining the flag		
Security	Public		
Value	Label	Cases	Percentage
1	Very proud	176	41.4%
2	Fairly proud	219	51.5%
3	Not very proud	26	6.1%
4	Not proud at all	4	0.9%
<i>Warning: these figures indicate the number of cases found in the data file. They cannot be interpreted as summary statistics of the population of interest.</i>			
# E3: Importance of Queen			
Information	[Type= continuous] [Format=numeric] [Range= 1-3] [Missing=*]		
Statistics [NW/ W]	[Valid=433 /-] [Invalid=6 /-]		
Pre-question	E.7. There are different opinions about the effects that immigrants have on Australia. How much do you agree or disagree with each of the following statements?		
Literal question	Immigrants increase the crime rate		
Security	Public		
Value	Label	Cases	Percentage
1	Very important	24	5.5%

# E3: Importance of Queen			
Value	Label	Cases	Percentage
2	Fairly important	63	14.5%
3	Not very important	346	79.9%
<i>Warning: these figures indicate the number of cases found in the data file. They cannot be interpreted as summary statistics of the population of interest.</i>			
# E4: Australia a republic			
Information	[Type= continuous] [Format=numeric] [Range= 1-4] [Missing=*]		
Statistics [NW/ W]	[Valid=417 /-] [Invalid=22 /-]		
Pre-question	E.7. There are different opinions about the effects that immigrants have on Australia. How much do you agree or disagree with each of the following statements?		
Literal question	Immigrants are generally good for Australia's economy		
Security	Public		
Value	Label	Cases	Percentage
1	Strongly for republic	240	57.6%
2	For republic	96	23.0%
3	For retaining Queen	60	14.4%
4	Strongly for Queen	21	5.0%
<i>Warning: these figures indicate the number of cases found in the data file. They cannot be interpreted as summary statistics of the population of interest.</i>			
# E5: Head of republic from voters			
Information	[Type= continuous] [Format=numeric] [Range= 1-4] [Missing=*]		
Statistics [NW/ W]	[Valid=415 /-] [Invalid=24 /-]		
Pre-question	E.7. There are different opinions about the effects that immigrants have on Australia. How much do you agree or disagree with each of the following statements?		
Literal question	Immigrants take jobs away from people who are born in Australia		
Security	Public		
Value	Label	Cases	Percentage
1	Strongly for voters	114	27.5%
2	For election by voters	62	14.9%
3	For Parliament	122	29.4%
4	Strongly for Parliament	117	28.2%
<i>Warning: these figures indicate the number of cases found in the data file. They cannot be interpreted as summary statistics of the population of interest.</i>			
# E6: Change or retain Aust flag			
Information	[Type= continuous] [Format=numeric] [Range= 1-4] [Missing=*]		
Statistics [NW/ W]	[Valid=424 /-] [Invalid=15 /-]		
Pre-question	E.7. There are different opinions about the effects that immigrants have on Australia. How much do you agree or disagree with each of the following statements?		
Literal question	Immigrants make Australia more open to new ideas and cultures		
Security	Public		
Value	Label	Cases	Percentage
1	Strongly for change flag	133	31.4%
2	For change flag	123	29.0%
3	For retain flag	66	15.6%
4	Strongly for retain flag	102	24.1%
<i>Warning: these figures indicate the number of cases found in the data file. They cannot be interpreted as summary statistics of the population of interest.</i>			

# E7P1: Immigrants increase crime			
Information	[Type= continuous] [Format=numeric] [Range= 1-5] [Missing=*]		
Statistics [NW/ W]	[Valid=424 /-] [Invalid=15 /-]		
Literal question	E.8. Do you think the number of immigrants allowed into Australia nowadays should be reduced or increased?		
Security	Public		
Value	Label	Cases	Percentage
1	Strongly agree	9	2.1%
2	Agree	50	11.8%
3	Neither	102	24.1%
4	Disagree	140	33.0%
5	Strongly disagree	123	29.0%
<i>Warning: these figures indicate the number of cases found in the data file. They cannot be interpreted as summary statistics of the population of interest.</i>			
# E7P2: Immigrants good for economy			
Information	[Type= continuous] [Format=numeric] [Range= 1-5] [Missing=*]		
Statistics [NW/ W]	[Valid=425 /-] [Invalid=14 /-]		
Literal question	E.9. How important do you think it is for permanent residents in Australia to take out Australian citizenship?		
Security	Public		
Value	Label	Cases	Percentage
1	Strongly agree	54	12.7%
2	Agree	250	58.8%
3	Neither	83	19.5%
4	Disagree	33	7.8%
5	Strongly disagree	5	1.2%
<i>Warning: these figures indicate the number of cases found in the data file. They cannot be interpreted as summary statistics of the population of interest.</i>			
# E7P3: Immigrants take jobs from Aust			
Information	[Type= continuous] [Format=numeric] [Range= 1-5] [Missing=*]		
Statistics [NW/ W]	[Valid=423 /-] [Invalid=16 /-]		
Pre-question	E.10. How much do you agree or disagree with each of the following statements about relations between Australia and other countries?		
Literal question	Australia should limit the import of foreign products in order to protect its national economy		
Security	Public		
Value	Label	Cases	Percentage
1	Strongly agree	10	2.4%
2	Agree	42	9.9%
3	Neither	93	22.0%
4	Disagree	188	44.4%
5	Strongly disagree	90	21.3%
<i>Warning: these figures indicate the number of cases found in the data file. They cannot be interpreted as summary statistics of the population of interest.</i>			
# E7P4: Immigrants make Aust more open			
Information	[Type= continuous] [Format=numeric] [Range= 1-5] [Missing=*]		
Statistics [NW/ W]	[Valid=426 /-] [Invalid=13 /-]		
Pre-question	E.10. How much do you agree or disagree with each of the following statements about relations between Australia and other countries?		

# E7P4: Immigrants make Aust more open			
Literal question	Australian schools should make much more effort to teach foreign languages properly		
Security	Public		
Value	Label	Cases	Percentage
1	Strongly agree	217	50.9%
2	Agree	190	44.6%
3	Neither	12	2.8%
4	Disagree	6	1.4%
5	Strongly disagree	1	0.2%
<i>Warning: these figures indicate the number of cases found in the data file. They cannot be interpreted as summary statistics of the population of interest.</i>			
# E8: Number of immigrants should change			
Information	[Type= continuous] [Format=numeric] [Range= 1-5] [Missing=*]		
Statistics [NW/ W]	[Valid=424 /-] [Invalid=15 /-]		
Pre-question	E.10. How much do you agree or disagree with each of the following statements about relations between Australia and other countries?		
Literal question	Australia should follow its own interests even if this leads to conflict with other nations		
Security	Public		
Value	Label	Cases	Percentage
1	Increased a lot	16	3.8%
2	Increased a little	47	11.1%
3	About the same	183	43.2%
4	Reduced a little	120	28.3%
5	Reduced a lot	58	13.7%
<i>Warning: these figures indicate the number of cases found in the data file. They cannot be interpreted as summary statistics of the population of interest.</i>			
# E9: Permanent residents be citizens			
Information	[Type= continuous] [Format=numeric] [Range= 1-3] [Missing=*]		
Statistics [NW/ W]	[Valid=425 /-] [Invalid=14 /-]		
Pre-question	E.10. How much do you agree or disagree with each of the following statements about relations between Australia and other countries?		
Literal question	Foreigners should not be allowed to buy land in Australia		
Security	Public		
Value	Label	Cases	Percentage
1	Very important	249	58.6%
2	Fairly important	126	29.6%
3	Not very important	50	11.8%
<i>Warning: these figures indicate the number of cases found in the data file. They cannot be interpreted as summary statistics of the population of interest.</i>			
# E10P1: Limit imports			
Information	[Type= continuous] [Format=numeric] [Range= 1-5] [Missing=*]		
Statistics [NW/ W]	[Valid=422 /-] [Invalid=17 /-]		
Pre-question	E.11. And how much do you agree or disagree with each of the following statements?		
Literal question	I would rather be a citizen of Australia than of any other country in the world		
Security	Public		

# E10P1: Limit imports			
Value	Label	Cases	Percentage
1	Strongly agree	106	25.1%
2	Agree	143	33.9%
3	Neither	57	13.5%
4	Disagree	90	21.3%
5	Strongly disagree	26	6.2%
<i>Warning: these figures indicate the number of cases found in the data file. They cannot be interpreted as summary statistics of the population of interest.</i>			
# E10P2: Schools teach foreign languages			
Information	[Type= continuous] [Format=numeric] [Range= 1-5] [Missing=*]		
Statistics [NW/ W]	[Valid=424 /-] [Invalid=15 /-]		
Pre-question	E.11. And how much do you agree or disagree with each of the following statements?		
Literal question	When Australia does well in international sports it makes me proud to be Australian		
Security	Public		
Value	Label	Cases	Percentage
1	Strongly agree	81	19.1%
2	Agree	227	53.5%
3	Neither	84	19.8%
4	Disagree	26	6.1%
5	Strongly disagree	6	1.4%
<i>Warning: these figures indicate the number of cases found in the data file. They cannot be interpreted as summary statistics of the population of interest.</i>			
# E10P3: Aust follow own interests regardless			
Information	[Type= continuous] [Format=numeric] [Range= 1-5] [Missing=*]		
Statistics [NW/ W]	[Valid=416 /-] [Invalid=23 /-]		
Pre-question	E.11. And how much do you agree or disagree with each of the following statements?		
Literal question	The world would be a better place if people from other countries were more like Australians		
Security	Public		
Value	Label	Cases	Percentage
1	Strongly agree	34	8.2%
2	Agree	137	32.9%
3	Neither	95	22.8%
4	Disagree	129	31.0%
5	Strongly disagree	21	5.0%
<i>Warning: these figures indicate the number of cases found in the data file. They cannot be interpreted as summary statistics of the population of interest.</i>			
# E10P4: Foreigners shouldnt buy land			
Information	[Type= continuous] [Format=numeric] [Range= 1-5] [Missing=*]		
Statistics [NW/ W]	[Valid=423 /-] [Invalid=16 /-]		
Pre-question	E.11. And how much do you agree or disagree with each of the following statements?		
Literal question	Generally speaking, Australia is a much better country than most other countries		
Security	Public		
Value	Label	Cases	Percentage
1	Strongly agree	80	18.9%

# E10P4: Foreigners shouldnt buy land			
Value	Label	Cases	Percentage
2	Agree	100	23.6%
3	Neither	89	21.0%
4	Disagree	130	30.7%
5	Strongly disagree	24	5.7%
<i>Warning: these figures indicate the number of cases found in the data file. They cannot be interpreted as summary statistics of the population of interest.</i>			
# E11P1: Rather be Aust citizen than else			
Information	[Type= continuous] [Format=numeric] [Range= 1-5] [Missing=*]		
Statistics [NW/ W]	[Valid=424 /-] [Invalid=15 /-]		
Pre-question	In this final section, a few questions about yourself.		
Literal question	F.1. When were you born?		
Security	Public		
Value	Label	Cases	Percentage
1	Strongly agree	265	62.5%
2	Agree	112	26.4%
3	Neither	37	8.7%
4	Disagree	9	2.1%
5	Strongly disagree	1	0.2%
<i>Warning: these figures indicate the number of cases found in the data file. They cannot be interpreted as summary statistics of the population of interest.</i>			
# E11P2: Proud of Aust sports performances			
Information	[Type= continuous] [Format=numeric] [Range= 1-5] [Missing=*]		
Statistics [NW/ W]	[Valid=424 /-] [Invalid=15 /-]		
Literal question	F.2. Where were you born?		
Security	Public		
Value	Label	Cases	Percentage
1	Strongly agree	147	34.7%
2	Agree	154	36.3%
3	Neither	87	20.5%
4	Disagree	24	5.7%
5	Strongly disagree	12	2.8%
<i>Warning: these figures indicate the number of cases found in the data file. They cannot be interpreted as summary statistics of the population of interest.</i>			
# E11P3: World better if more like Aust			
Information	[Type= continuous] [Format=numeric] [Range= 1-5] [Missing=*]		
Statistics [NW/ W]	[Valid=423 /-] [Invalid=16 /-]		
Literal question	F.3. How old were you when you left school?		
Security	Public		
Value	Label	Cases	Percentage
1	Strongly agree	48	11.3%
2	Agree	95	22.5%
3	Neither	156	36.9%
4	Disagree	95	22.5%

# E11P3: World better if more like Aust			
Value	Label	Cases	Percentage
5	Strongly disagree	29	6.9%
<i>Warning: these figures indicate the number of cases found in the data file. They cannot be interpreted as summary statistics of the population of interest.</i>			
# E11P4: Aust better than other counties			
Information	[Type= continuous] [Format=numeric] [Range= 1-5] [Missing=*]		
Statistics [NW/ W]	[Valid=424 /-] [Invalid=15 /-]		
Literal question	F.4. In all, how many years of tertiary study have you completed since you left secondary school? If your tertiary study was part-time, give the number of years of equivalent full-time study.		
Security	Public		
Value	Label	Cases	Percentage
1	Strongly agree	123	29.0%
2	Agree	202	47.6%
3	Neither	68	16.0%
4	Disagree	27	6.4%
5	Strongly disagree	4	0.9%
<i>Warning: these figures indicate the number of cases found in the data file. They cannot be interpreted as summary statistics of the population of interest.</i>			
# AGEX: Year of birth (derived from F1)			
Information	[Type= continuous] [Format=numeric] [Range= 1-5] [Missing=*]		
Statistics [NW/ W]	[Valid=429 /-] [Invalid=10 /-]		
Literal question	F.5. What is your religion or faith?		
Security	Public		
Value	Label	Cases	Percentage
1	18 to 29 years	10	2.3%
2	30 to 39 years	53	12.4%
3	40 to 49 years	125	29.1%
4	50 to 59 years	128	29.8%
5	60 years and over	113	26.3%
<i>Warning: these figures indicate the number of cases found in the data file. They cannot be interpreted as summary statistics of the population of interest.</i>			
# F2X: Country of birth (derived from F2)			
Information	[Type= continuous] [Format=numeric] [Range= 1-3] [Missing=*]		
Statistics [NW/ W]	[Valid=421 /-] [Invalid=18 /-]		
Literal question	F.6. Apart from weddings, funerals and baptisms, about how often do you attend religious services?		
Security	Public		
Value	Label	Cases	Percentage
1	Australia	335	79.6%
2	Other English speaking	60	14.3%
3	Non-English speaking	26	6.2%
<i>Warning: these figures indicate the number of cases found in the data file. They cannot be interpreted as summary statistics of the population of interest.</i>			
# F3: Age left school			
Information	[Type= continuous] [Format=numeric] [Range= 15-19] [Missing=*]		
Statistics [NW/ W]	[Valid=435 /-] [Invalid=4 /-]		
Literal question	F.7. What is your current marital status?		

# F3: Age left school			
Security		Public	
Value	Label	Cases	Percentage
15	15 years or younger	70	75.3%
19	19 years or older	23	24.7%
<i>Warning: these figures indicate the number of cases found in the data file. They cannot be interpreted as summary statistics of the population of interest.</i>			
# F4: No. years of tertiary education			
Information		[Type= continuous] [Format=numeric] [Range= 0-4] [Missing=*]	
Statistics [NW/ W]		[Valid=432 /-] [Invalid=7 /-]	
Security		Public	
Value	Label	Cases	Percentage
0	No tertiary study	68	15.7%
1	1-2 years	56	13.0%
2	3-4 years	121	28.0%
3	5-6 years	119	27.5%
4	7 years or more	68	15.7%
<i>Warning: these figures indicate the number of cases found in the data file. They cannot be interpreted as summary statistics of the population of interest.</i>			
# F5: Religion			
Information		[Type= continuous] [Format=numeric] [Range= 1-9] [Missing=*]	
Statistics [NW/ W]		[Valid=435 /-] [Invalid=4 /-]	
Security		Public	
Value	Label	Cases	Percentage
1	Roman Catholic	77	17.7%
2	Anglican/C of E	86	19.8%
3	Uniting/Methodist	29	6.7%
4	Other	73	16.8%
9	No religion	170	39.1%
<i>Warning: these figures indicate the number of cases found in the data file. They cannot be interpreted as summary statistics of the population of interest.</i>			
# F6: Religious attendance			
Information		[Type= continuous] [Format=numeric] [Range= 1-6] [Missing=*]	
Statistics [NW/ W]		[Valid=437 /-] [Invalid=2 /-]	
Security		Public	
Value	Label	Cases	Percentage
1	At least once/week	60	13.7%
2	At least once/month	37	8.5%
3	Several times/year	69	15.8%
4	At least once/year	53	12.1%
5	Less than once/year	67	15.3%
6	Never	151	34.6%
<i>Warning: these figures indicate the number of cases found in the data file. They cannot be interpreted as summary statistics of the population of interest.</i>			
# F7: Marital status			
Information		[Type= continuous] [Format=numeric] [Range= 1-4] [Missing=*]	

# F7: Marital status			
Statistics [NW/ W]		[Valid=435 /-] [Invalid=4 /-]	
Security		Public	
Value	Label	Cases	Percentage
1	Never married	66	15.2%
2	Married,de facto	306	70.3%
3	Widowed	12	2.8%
4	Divorced/separated	51	11.7%
<i>Warning: these figures indicate the number of cases found in the data file. They cannot be interpreted as summary statistics of the population of interest.</i>			
# PARTY: Candidate's Party			
Information		[Type= continuous] [Format=numeric] [Range= 1-4] [Missing=*]	
Statistics [NW/ W]		[Valid=438 /-] [Invalid=1 /-]	
Security		Public	
Value	Label	Cases	Percentage
1	Liberal/National	122	27.9%
2	Aust. Labor Party	110	25.1%
3	Democrats	111	25.3%
4	Greens	95	21.7%
<i>Warning: these figures indicate the number of cases found in the data file. They cannot be interpreted as summary statistics of the population of interest.</i>			
# HOUSE: House			
Information		[Type= continuous] [Format=numeric] [Range= 1-2] [Missing=*]	
Statistics [NW/ W]		[Valid=438 /-] [Invalid=1 /-]	
Security		Public	
Value	Label	Cases	Percentage
1	Reps	369	84.2%
2	Senate	69	15.8%
<i>Warning: these figures indicate the number of cases found in the data file. They cannot be interpreted as summary statistics of the population of interest.</i>			